



Investment Objective and Policy

The Fund's investment objective is to provide capital growth and income over the medium to long-term, through the active management of a diversified asset allocation portfolio, investing in the domestic and international markets.

In order to achieve its objective, the Fund invests in euro-denominated bonds issued by companies, governments or authorities and entities related to governments, large capitalization equities listed on international exchanges, mainly on developed markets, as well as money market instruments and deposits with credit institutions. The Fund invests in investment grade bonds, with the exception of its exposure to Greek debt securities.

The Fund is actively managed. Our investment process is based on quantitative and qualitative assessment of fundamental factors, with the purpose of identifying those asset classes that offer the highest risk-adjusted expected returns, along with selecting individual securities.

Benchmark: 35% Hellenic Corporate Bond Total Return Index, 20% S&P Global 100 Capped Price Return USD Index, 15% Barclays Benchmark Overnight EUR Cash Index, 10% Bloomberg Greece Government Index, 10% Bloomberg Euro Aggregate Bond Total Return Index, 10% Athex Composite Share Price index.

Fund Information

Domicile	Greece
Fund Type	UCITS
Category	Balanced Fund
SFDR Classification	Article 6
Inception Date	31.03.2008
Base Currency	Euro
Total AUM	18,44 million €
Custodian	Alpha Bank S.A.
Valuation Frequency	Daily
Redemption Settlement	3 business days

Κατηγορίες Μεριδίου

	E	S
Launch Date	31.03.2008	06.06.2023
ISIN Code	GRF000314002	GRF000444007
Bloomberg Ticker	ABEEFBF GA	ABEEFBS GA
NAV per share	15,6382 €	15,7015 €

Risk Profile



Summary Risk Indicator (SRI)

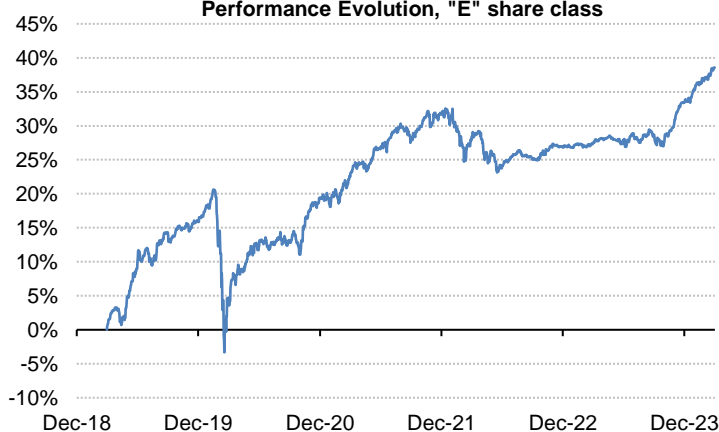
Fees / Charges

	E	S
Management Fee	0,60%	0,10%
Subscription Charge	0,00%	0,00%
Redemption Charge	0,00%	0,00%

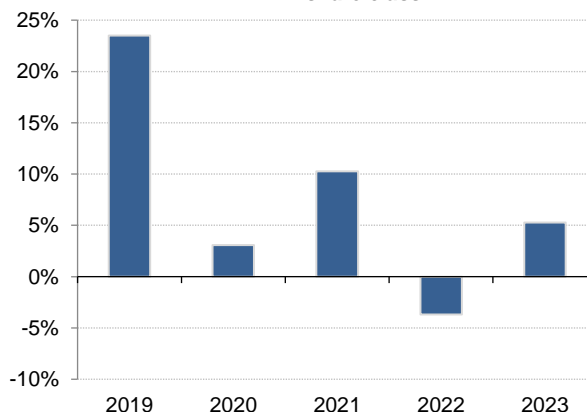
Performance (%)

In Euro	Cumulative Returns				Annual Returns				
	YTD	1 Year	3 Years	5 Years	2019	2020	2021	2022	2023
"E" share class	3,82%	8,62%	13,11%	38,56%	23,49%	3,08%	10,26%	-3,70%	5,27%
"S" share class	3,94%	-	-	-	-	-	-	-	-
Benchmark	-	-	-	-	-	-	-	-	-

Performance Evolution, "E" share class

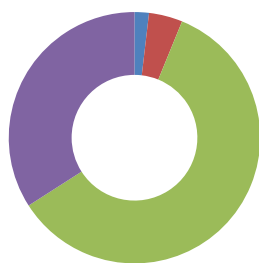


"E" share class





Portfolio Structure



- 1,8% Μετρητά
- 4,3% Έντοκα Γραμμάτια
- 59,8% Ομόλογα
- 34,1% Μετοχές

Allocation by Currency	100,0%
EUR	78,6%
USD	19,3%
CHF	1,1%
GBP	1,0%

Equity Allocation by Country	34,1%
United States	17,9%
Greece	11,3%
France	1,0%
Switzerland	1,0%
United Kingdom	0,9%
Germany	0,8%
South Korea	0,5%
Netherlands	0,4%
Japan	0,1%
Other	0,1%

Bond Allocation by Country	59,8%
Greece	44,0%
Germany	3,7%
United Kingdom	3,2%
United States	1,7%
Italy	1,7%
France	1,5%
Netherlands	1,5%
Switzerland	1,0%
Canada	0,5%
Other	1,0%

Equity Allocation by Sector	34,1%
Information Technology	8,0%
Financials	7,0%
Consumer Discretionary	3,4%
Consumer Staples	3,2%
Health Care	3,0%
Industrials	2,6%
Communication Services	2,4%
Energy	2,2%
Utilities	1,4%
Materials	1,0%

Bond Allocation by Sector	59,8%
Financials	34,1%
Sovereigns	16,1%
Utilities	3,8%
Materials	2,7%
Consumer Staples	1,4%
Sub-Sovereigns	1,0%
Industrials	0,8%

Top 10 Equity Holdings	
MICROSOFT CORP	3,2%
APPLE INC	1,7%
ALPHABET INC-CL A	1,4%
NVIDIA CORP	1,4%
AMAZON.COM INC	1,2%
NATIONAL BANK OF GREECE	1,2%
HELLENIC TELECOMMUN ORGANIZ	1,0%
COCA-COLA HBC AG-DI	0,9%
PIRAEUS FINANCIAL HOLDINGS S	0,8%
PUBLIC POWER CORP	0,8%

Top 10 Bond Holdings	
EUROB 7 01/26/29	7,2%
TPEIR 5.5 02/19/30	7,0%
ALPHA 4.25 02/13/30	6,9%
ETEGA 2.75 10/08/26	4,8%
PPCGA 4.375 03/30/26	3,8%
ETEGA 8 01/03/34	3,0%
GGB 3.375 06/15/34	2,7%
TITKGA 2.375 11/16/24	2,7%
DBR 5.625 01/04/28	1,8%
GGB 3.9 01/30/33	1,7%

08.10.2018: Change of Fund category, investment objective and name, from «ALPHA BANCASSURANCE EE100 STRUCTURED FUND» to «ALPHA MELLON BALANCED FUND».



MSCI ESG Fund Rating



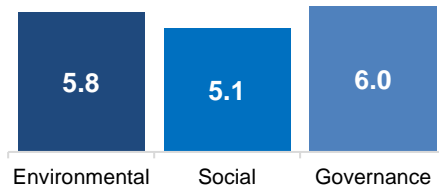
MSCI ESG Quality Score

6,6

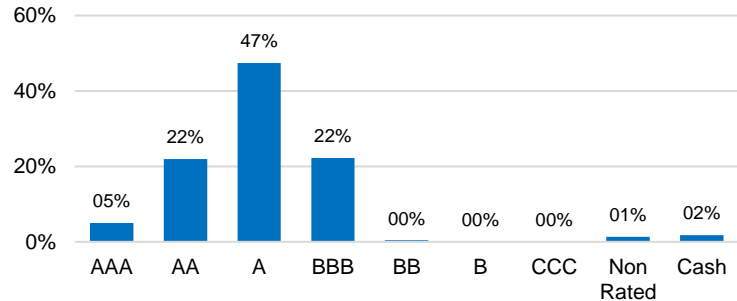
MSCI ESG % Coverage

96,9%

ESG Scores per Pillar



ESG Rating Breakdown



ESG Glossary

MSCI ESG Fund Rating: The MSCI ESG Rating for funds is designed to measure the resiliency of portfolios to long-term ESG risks and opportunities. The ESG Rating is calculated as a direct mapping of ESG Quality Scores to letter rating categories.

MSCI ESG Quality Score: The MSCI ESG Quality Score (0 - 10) for funds is calculated as the weighted average of the ESG scores of fund holdings.

MSCI ESG % Coverage: Percent by weight of a fund's holdings that have ESG Data.

Environmental Score: A fund's Environmental Score measures holdings' management of and exposure to key environmental risks and opportunities.

Social Score: A fund's Social Score measures holdings' management of and exposure to key social risks and opportunities.

Governance Score: A fund's Governance Score measures holdings' management of and exposure to key governance risks and opportunities.

Certain information contained herein (the "Information") is sourced from/copyright of MSCI Inc., MSCI ESG Research LLC, or their affiliates ("MSCI"), or information providers (together the "MSCI Parties") and may have been used to calculate scores, signals, or other indicators. The Information is for internal use only and may not be reproduced or disseminated in whole or part without prior written permission. The Information may not be used for, nor does it constitute, an offer to buy or sell, or a promotion or recommendation of, any security, financial instrument or product, trading strategy, or index, nor should it be taken as an indication or guarantee of any future performance. Some funds may be based on or linked to MSCI indexes, and MSCI may be compensated based on the fund's assets under management or other measures. MSCI has established an information barrier between index research and certain Information. None of the Information in and of itself can be used to determine which securities to buy or sell or when to buy or sell them. The Information is provided "as is" and the user assumes the entire risk of any use it may make or permit to be made of the Information. No MSCI Party warrants or guarantees the originality, accuracy and/or completeness of the Information and each expressly disclaims all express or implied warranties. No MSCI Party shall have any liability for any errors or omissions in connection with any Information herein, or any liability for any direct, indirect, special, punitive, consequential or any other damages (including lost profits) even if notified of the possibility of such damages.

This is a marketing material. Please refer to the Fund's Prospectus and Key Information Document before making any final investment decision.

Licence Number: HCMC Decision 1/817/27.3.2008

ALPHA ASSET MANAGEMENT M.F.M.C. | 45 Panepistimiou Street (3rd floor), Athens, GR-10564
Tel.: +30 210 326 6505 | E-mail: info@alphaasset.gr | General Commercial Registry (GEMI) No.: 920101000