

Overall Morningstar Rating™ **EUR** ★★★★
EUR I ★★★★
Investment Objective and Policy

The Sub-Fund's investment objective is to provide capital growth and income over the medium to long-term, by investing primarily in units or shares of UCITS or other UCIs, providing exposure to a moderate global asset allocation portfolio.

In order to achieve its objective, the Sub-Fund invests primarily in a diversified portfolio of mutual funds, managed by leading international asset managers, which mainly invest in: (a) global equities, (b) bonds, (c) commodities through eligible instruments, (d) money market instruments and deposits.

The Fund is actively managed. Our investment process is based on the assessment of quantitative and qualitative criteria, with the purpose of selecting individual funds. These criteria evaluate parameters such as historical returns, volatility, stability of outperformance, behavior in different environments, structure and composition of management team, investment strategy and procedures, risk management policy, etc.

Furthermore, the Sub-Fund applies certain ESG criteria in order to define an eligible universe of underlying funds that has leading ESG ratings and tilt the portfolio in favour of strong sustainability performers. This is mainly implemented through a combination of exclusion/negative screening and positive/best-in-class.

Benchmark: 50% MSCI All Country World Price Return USD Index, 40% Bloomberg Euro Aggregate Bond Total Return Index, 10% Barclays Benchmark Overnight EUR Cash Index

Fund Information

Domicile	Luxembourg
Fund Type	UCITS (FCP)
Category	Balanced Fund of Funds
SFDR Classification	Article 8
Inception Date	01.06.2017
Base Currency	Euro
Total AUM	100,08 million €
Custodian	CACEIS Bank, Luxembourg Branch
Valuation Frequency	Daily
Redemption Settlement	4 business days

Share Classes

	EUR	EUR I
Currency	Euro	Euro
Launch Date	14.07.2017	01.06.2017
ISIN Code	LU1544317131	LU1508359095
Bloomberg Ticker	ALPGLBE LX	ALGBAEI LX
NAV per share	14,0450 €	14,7361 €

Risk Profile

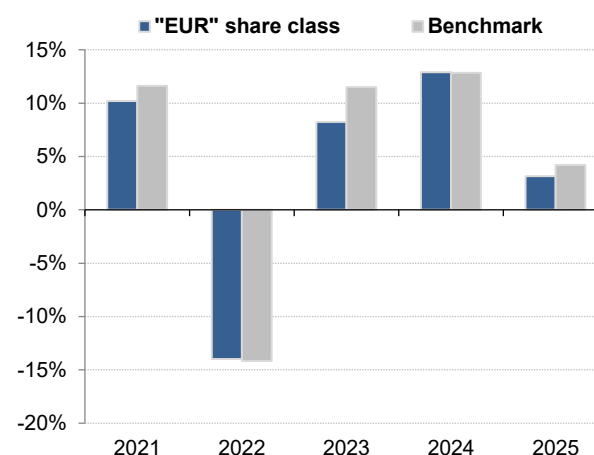
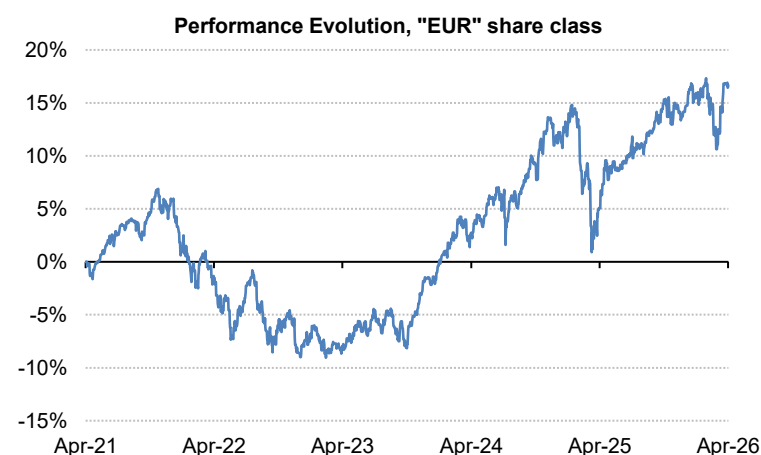

Summary Risk Indicator (SRI)

Fees / Charges

	EUR	EUR I
Management Fee	1,25%	0,60%
Subscription Charge	2,50%	0,00%
Redemption Charge	0,00%	0,00%

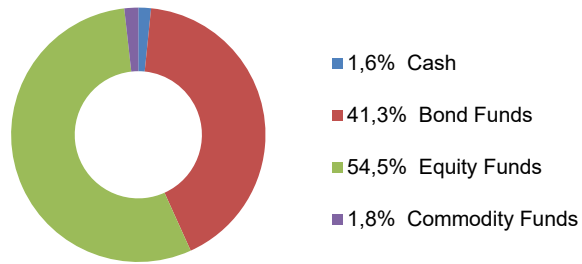
Performance (%)

In Euro	Cumulative Returns				Annual Returns				
	YTD	1 Year	3 Years	5 Years	2021	2022	2023	2024	2025
"EUR" share class	1,71%	11,05%	26,82%	16,68%	10,19%	-13,99%	8,24%	12,89%	3,16%
"EUR I" share class	1,94%	11,79%	29,38%	20,62%	10,93%	-13,41%	8,96%	13,63%	3,85%
Benchmark	3,14%	12,26%	30,51%	23,81%	11,63%	-14,16%	11,50%	12,84%	4,19%





Portfolio Structure



Top 10 Holdings

Schroder International Selection Fund US Large Cap	15,6%
JPMorgan Funds - EU Government Bond	12,5%
Xtrackers II Eurozone Government Bond UCITS ETF	9,2%
PIMCO GIS Euro Income Bond Fund	8,5%
JPMorgan US Research Enhanced Index Equity Active UCITS ETF	8,3%
Vanguard EUR Eurozone Government Bond UCITS ETF	7,9%
JPMorgan Funds - Europe Equity Plus Fund	6,8%
Schroder ISF Emerging Markets	3,7%
BlackRock Global Funds - World Technology Fund	3,2%
JPMorgan Funds - US Value Fund	3,1%



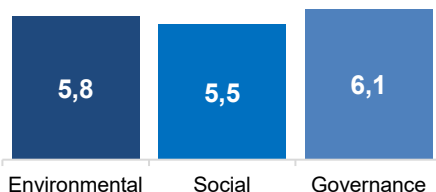
MSCI ESG Fund Rating



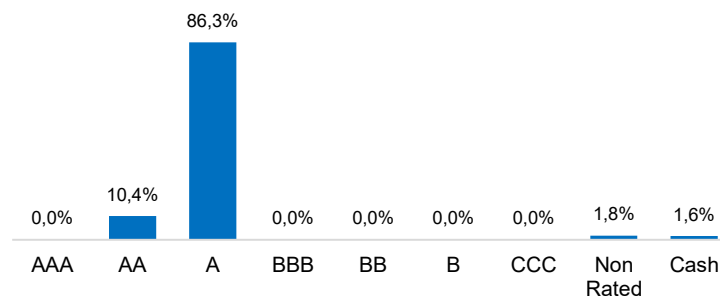
MSCI ESG Quality Score 6,5

MSCI ESG % Coverage 96,7%

ESG Scores per Pillar



ESG Rating Breakdown



ESG Glossary

MSCI ESG Fund Rating: The MSCI ESG Rating for funds is designed to measure the resiliency of portfolios to long-term ESG risks and opportunities. The ESG Rating is calculated as a direct mapping of ESG Quality Scores to letter rating categories.

MSCI ESG Quality Score: The MSCI ESG Quality Score (0 - 10) for funds is calculated as the weighted average of the ESG scores of fund holdings.

MSCI ESG % Coverage: Percent by weight of a fund's holdings that have ESG Data.

Environmental Score: A fund's Environmental Score measures holdings' management of and exposure to key environmental risks and opportunities.

Social Score: A fund's Social Score measures holdings' management of and exposure to key social risks and opportunities.

Governance Score: A fund's Governance Score measures holdings' management of and exposure to key governance risks and opportunities.

Certain information contained herein (the "Information") is sourced from/copyright of MSCI Inc., MSCI ESG Research LLC, or their affiliates ("MSCI"), or information providers (together the "MSCI Parties") and may have been used to calculate scores, signals, or other indicators. The Information is for internal use only and may not be reproduced or disseminated in whole or part without prior written permission. The Information may not be used for, nor does it constitute, an offer to buy or sell, or a promotion or recommendation of, any security, financial instrument or product, trading strategy, or index, nor should it be taken as an indication or guarantee of any future performance. Some funds may be based on or linked to MSCI indexes, and MSCI may be compensated based on the fund's assets under management or other measures. MSCI has established an information barrier between index research and certain Information. None of the Information in and of itself can be used to determine which securities to buy or sell or when to buy or sell them. The Information is provided "as is" and the user assumes the entire risk of any use it may make or permit to be made of the Information. No MSCI Party warrants or guarantees the originality, accuracy and/or completeness of the Information and each expressly disclaims all express or implied warranties. No MSCI Party shall have any liability for any errors or omissions in connection with any Information herein, or any liability for any direct, indirect, special, punitive, consequential or any other damages (including lost profits) even if notified of the possibility of such damages.

© 2011 Morningstar. All Rights Reserved. The information contained herein: (1) is proprietary to Morningstar and/or its content providers; (2) may not be copied or distributed; and (3) is not warranted to be accurate, complete or timely. Neither Morningstar nor its content providers are responsible for any damages or losses arising from any use of this information. Past performance is no guarantee of future results.

This is a marketing material. Please refer to the Fund's Prospectus and Key Information Document before making any final investment decision.

Licence Number: R.C.S. Luxembourg: K1732

ALPHA ASSET MANAGEMENT M.F.M.C. | 45 Panepistimiou Street (3rd floor), Athens, GR-10564
Tel.: +30 210 326 6505 | E-mail: info@alphaasset.gr | General Commercial Registry (GEMI) No.: 920101000

UCITS DO NOT HAVE A GUARANTEED RETURN AND PREVIOUS PERFORMANCE DOES NOT GUARANTEE FUTURE RETURNS