

Overall Morningstar Rating™ **USD** ★★★★
**Investment Objective and Policy**

The Sub-Fund's investment objective is to provide capital growth and income over the long-term, by investing primarily in units or shares of UCITS or other UCIs, providing exposure to global equities.

In order to achieve its objective, the Sub-Fund invests primarily in a diversified portfolio of equity mutual funds, including ETFs, managed by leading international asset managers, which mainly invest in equities listed in international exchanges, in developed and/or emerging markets, specifically focusing on equities of companies that are exposed to and expected to benefit from long-term, structural trends and themes. The Sub-Fund seeks to identify opportunities in areas such as climate change, innovative technologies, evolving consumer trends and demographic changes.

The Sub-Fund is actively managed. Our investment process is based on the assessment of quantitative and qualitative criteria, with the purpose of selecting individual funds.

Furthermore, the Sub-Fund applies certain ESG criteria in order to define an eligible universe of underlying funds that has leading ESG ratings and tilt the portfolio in favour of strong sustainability performers. This is mainly implemented through a combination of exclusion/negative screening and positive/best-in-class screening.

**Benchmark:** MSCI All Country World Price Return USD Index

**Fund Information**

Domicile	Luxembourg
Fund Type	UCITS (FCP)
Category	Equity Fund of Funds
SFDR Classification	Article 8
Inception Date	02.01.2020
Base Currency	Euro
Total AUM	121,89 million €
Custodian	CACEIS Bank, Luxembourg Branch
Valuation Frequency	Daily
Redemption Settlement	4 business days

**Share Classes**

	USD	USD I
Currency	US Dollar	-
Launch Date	19.04.2021	-
ISIN Code	LU1913447402	-
Bloomberg Ticker	ALTEFUA LX	-
NAV per share	9,7915 \$	-

**Risk Profile**

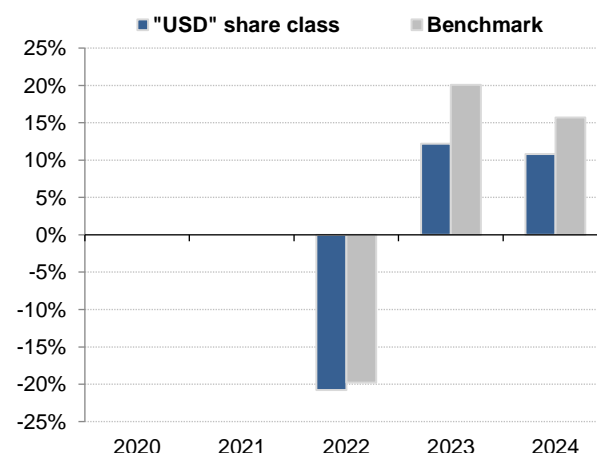
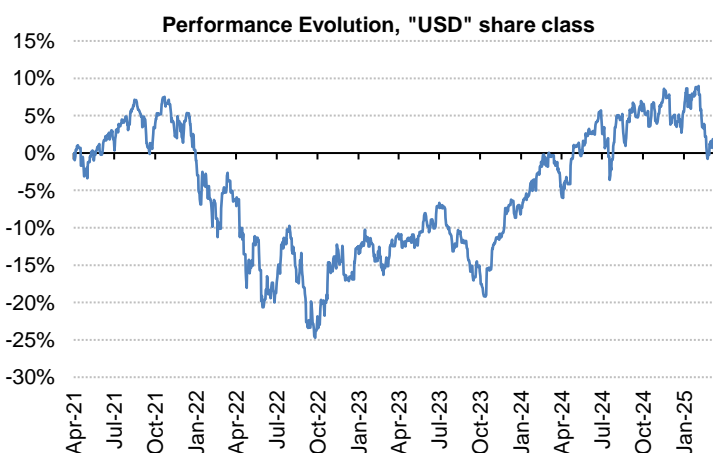

Summary Risk Indicator (SRI)

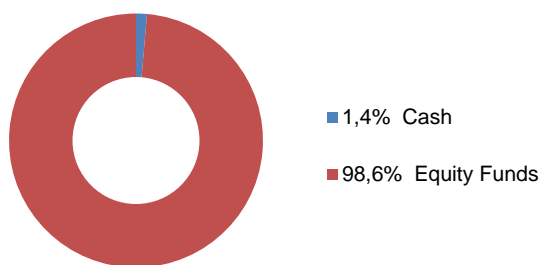
**Fees / Charges**

	USD	USD I
Management Fee	1,50%	-
Subscription Charge	3,00%	-
Redemption Charge	0,00%	-

**Performance (%)**

In US Dollar	Cumulative Returns				Annual Returns				
	YTD	1 Year	3 Years	5 Years	2020	2021	2022	2023	2024
"USD" share class	-5,63%	-1,79%	1,65%	-	-	-	-20,78%	12,21%	10,84%
"USD I" share class	-	-	-	-	-	-	-	-	-
Benchmark	-1,69%	5,56%	16,24%	-	-	-	-19,80%	20,09%	15,73%





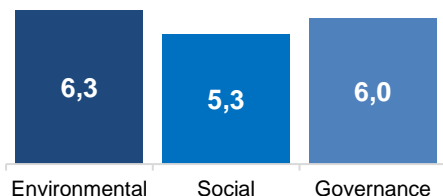
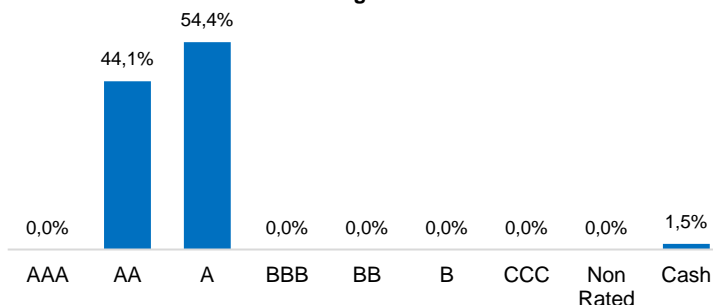
**Top 10 Holdings**

Robeco Sustainable Global Stars Equities	14,5%
JPMorgan Funds - JPM Global Healthcare	10,3%
BNP Paribas Funds- Inclusive Growth	10,1%
BlackRock Global Funds - World Technology Fund	9,2%
Schroder ISF Global Sustainable Growth	9,1%
Invesco EQQQ Nasdaq-100 UCITS ETF	8,0%
BNP Paribas Funds Disruptive Technology	7,6%
Pictet - Security	7,4%
Nordea 1 SICAV - Global Climate and Environment Fund	5,2%
Mirova Funds - Mirova Global Sustainable Equity	5,1%

**MSCI ESG Fund Rating**

**MSCI ESG Quality Score** 7,2

**MSCI ESG % Coverage** 98,5%

**ESG Scores per Pillar**

**ESG Rating Breakdown**

**ESG Glossary**

**MSCI ESG Fund Rating:** The MSCI ESG Rating for funds is designed to measure the resiliency of portfolios to long-term ESG risks and opportunities. The ESG Rating is calculated as a direct mapping of ESG Quality Scores to letter rating categories.

**MSCI ESG Quality Score:** The MSCI ESG Quality Score (0 - 10) for funds is calculated as the weighted average of the ESG scores of fund holdings.

**MSCI ESG % Coverage:** Percent by weight of a fund's holdings that have ESG Data.

**Environmental Score:** A fund's Environmental Score measures holdings' management of and exposure to key environmental risks and opportunities.

**Social Score:** A fund's Social Score measures holdings' management of and exposure to key social risks and opportunities.

**Governance Score:** A fund's Governance Score measures holdings' management of and exposure to key governance risks and opportunities.

Certain information contained herein (the "Information") is sourced from/copyright of MSCI Inc., MSCI ESG Research LLC, or their affiliates ("MSCI"), or information providers (together the "MSCI Parties") and may have been used to calculate scores, signals, or other indicators. The Information is for internal use only and may not be reproduced or disseminated in whole or part without prior written permission. The Information may not be used for, nor does it constitute, an offer to buy or sell, or a promotion or recommendation of, any security, financial instrument or product, trading strategy, or index, nor should it be taken as an indication or guarantee of any future performance. Some funds may be based on or linked to MSCI indexes, and MSCI may be compensated based on the fund's assets under management or other measures. MSCI has established an information barrier between index research and certain Information. None of the Information in and of itself can be used to determine which securities to buy or sell or when to buy or sell them. The Information is provided "as is" and the user assumes the entire risk of any use it may make or permit to be made of the Information. No MSCI Party warrants or guarantees the originality, accuracy and/or completeness of the Information and each expressly disclaims all express or implied warranties. No MSCI Party shall have any liability for any errors or omissions in connection with any Information herein, or any liability for any direct, indirect, special, punitive, consequential or any other damages (including lost profits) even if notified of the possibility of such damages.

© 2011 Morningstar. All Rights Reserved. The information contained herein: (1) is proprietary to Morningstar and/or its content providers; (2) may not be copied or distributed; and (3) is not warranted to be accurate, complete or timely. Neither Morningstar nor its content providers are responsible for any damages or losses arising from any use of this information. Past performance is no guarantee of future results.

This is a marketing material. Please refer to the Fund's Prospectus and Key Information Document before making any final investment decision.

Licence Number: R.C.S. Luxembourg: K1732

ALPHA ASSET MANAGEMENT M.F.M.C. | 45 Panepistimiou Street (3rd floor), Athens, GR-10564  
Tel.: +30 210 326 6505 | E-mail: info@alphaasset.gr | General Commercial Registry (GEMI) No.: 920101000