

**ALPHA GREEK BALANCED FUND**

31 March 2025

**Investment Objective and Policy**

The Fund's investment objective is to provide capital growth and income over the medium to long term, through the active management of a diversified asset allocation portfolio, investing primarily in the Greek market.

In order to achieve its objective, the Fund invests in equities listed on the Athens Exchange, Greek government bonds and bonds issued by companies domiciled in or having economic activities in Greece, as well as money market instruments and deposits with credit institutions.. There is no limitation regarding the credit rating or the maturity of the bonds in which the Fund may invest.

The Fund is actively managed. Our investment process is based on quantitative and qualitative assessment of fundamental factors, with the purpose of identifying those asset classes that offer the highest risk-adjusted expected returns, along with selecting individual securities.

**Benchmark:** 50% Athex Composite Share Price Index, 50% Bloomberg Greece Government Bond Total Return Index

**Fund Information**

Domicile	Greece
Fund Type	UCITS
Category	Balanced Fund
SFDR Classification	Article 6
Inception Date	08.03.1991
Base Currency	Euro
Total AUM	162,99 million €
Custodian	Alpha Bank S.A.
Valuation Frequency	Daily
Redemption Settlement	3 business days

**Share Classes**

	<b>Classic</b>	<b>Institutional</b>
Launch Date	08.03.1991	18.05.2018
ISIN Code	GRF000211000	GRF000241007
Bloomberg Ticker	ALPBALI GA	ALPGBAI GA
NAV per share	19,7325 €	21,2129 €

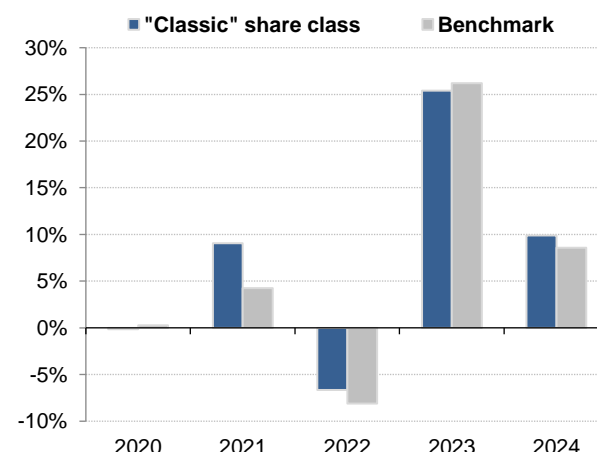
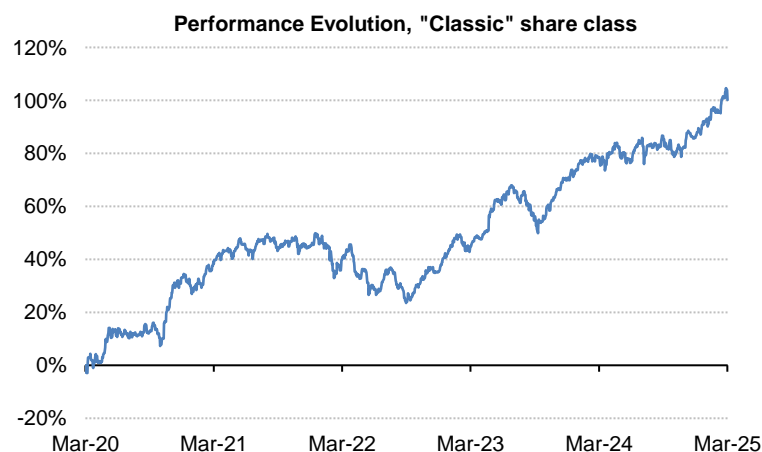
**Risk Profile**

**Fees / Charges**

	<b>Classic</b>	<b>Institutional</b>
Management Fee	1,75%	0,88%
Subscription Charge	1,00%	0,00%
Redemption Charge	1,00% <1 year 0,50% 1-2 years 0,00% > 2 years	0,00%

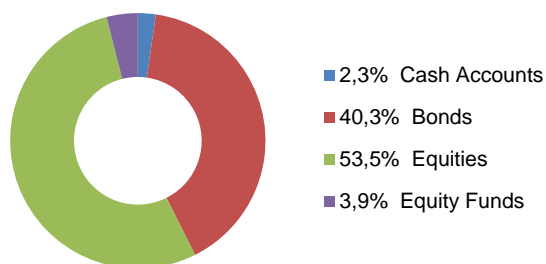
**Performance (%)**

In Euro	Cumulative Returns				Annual Returns				
	YTD	1 Year	3 Years	5 Years	2020	2021	2022	2023	2024
"Classic" share class	7,19%	12,12%	42,97%	100,13%	-0,16%	9,08%	-6,67%	25,40%	9,88%
"Institutional" share class	7,59%	13,42%	47,26%	112,91%	0,59%	11,28%	-5,49%	26,51%	10,99%
Benchmark	6,58%	10,65%	41,13%	77,30%	0,28%	4,26%	-8,11%	26,20%	8,59%





## Portfolio Structure



<b>Allocation by Currency</b>	<b>100,0%</b>
EUR	100,0%

<b>Equity Allocation by Sector</b>	<b>53,3%</b>
Financials	20,5%
Industrials	8,2%
Consumer Discretionary	6,6%
Utilities	3,8%
Energy	3,6%
Materials	3,3%
Consumer Staples	2,9%
Communication Services	1,8%
Real Estate	1,6%
Information Technology	1,1%

<b>Bond Allocation by Sector</b>	<b>40,3%</b>
Sovereigns	33,2%
Financials	7,0%
Utilities	0,2%

<b>Top 10 Equity Holdings</b>	
NATIONAL BANK OF GREECE	5,5%
PIRAEUS FINANCIAL HOLDINGS	4,3%
ALPHA SERVICES AND HOLDINGS	4,1%
PUBLIC POWER CORPORATION	3,5%
METLEN ENERGY & METALS SA	3,2%
EUROBANK ERGASIAS SERVICES	3,0%
TITAN CEMENT INTERNATIONAL	2,9%
OPAP SA	2,8%
MOTOR OIL SA	2,8%
JUMBO SA	2,6%

<b>Top 10 Bond Holdings</b>	
GGB 4.375 07/18/38	7,6%
GGB 1.875 02/04/35	6,8%
GGB 3.375 06/15/34	5,6%
GGB 0.75 06/18/31	2,4%
GGB 1.5 06/18/30	2,3%
GGB 3 5/8 06/15/35	2,2%
GGB 1.75 06/18/32	1,9%
GGB 1.875 01/24/52	1,1%
GGB 4 01/30/37	1,1%
GGB 4 1/8 06/15/54	1,0%

<b>Allocation by Credit Rating</b>	<b>40,3%</b>
AAA	0,0%
AA	0,0%
A	0,0%
BBB	35,5%
BB	4,3%
B	0,0%
CCC	0,0%
NR	0,6%

<b>Allocation by Maturity</b>	<b>40,3%</b>
< 1 year	0,0%
1-3 years	0,0%
3-5 years	2,6%
5-7 years	5,0%
7-10 years	17,8%
10-15 years	12,1%
> 15 years	2,8%

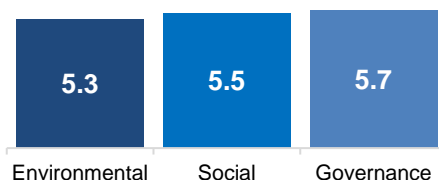
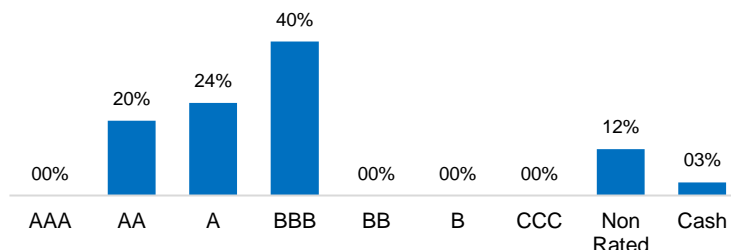
**ESG Characteristics**
**SFDR Classification: Article 6**
**MSCI ESG Fund Rating**

**MSCI ESG Quality Score**

5,9

**MSCI ESG % Coverage**

84,3%

**ESG Scores per Pillar**

**ESG Rating Breakdown**

**ESG Glossary**

**MSCI ESG Fund Rating:** The MSCI ESG Rating for funds is designed to measure the resiliency of portfolios to long-term ESG risks and opportunities. The ESG Rating is calculated as a direct mapping of ESG Quality Scores to letter rating categories.

**MSCI ESG Quality Score:** The MSCI ESG Quality Score (0 - 10) for funds is calculated as the weighted average of the ESG scores of fund holdings.

**MSCI ESG % Coverage:** Percent by weight of a fund's holdings that have ESG Data.

**Environmental Score:** A fund's Environmental Score measures holdings' management of and exposure to key environmental risks and opportunities.

**Social Score:** A fund's Social Score measures holdings' management of and exposure to key social risks and opportunities.

**Governance Score:** A fund's Governance Score measures holdings' management of and exposure to key governance risks and opportunities.

Certain information contained herein (the "Information") is sourced from/copyright of MSCI Inc., MSCI ESG Research LLC, or their affiliates ("MSCI"), or information providers (together the "MSCI Parties") and may have been used to calculate scores, signals, or other indicators. The Information is for internal use only and may not be reproduced or disseminated in whole or part without prior written permission. The Information may not be used for, nor does it constitute, an offer to buy or sell, or a promotion or recommendation of, any security, financial instrument or product, trading strategy, or index, nor should it be taken as an indication or guarantee of any future performance. Some funds may be based on or linked to MSCI indexes, and MSCI may be compensated based on the fund's assets under management or other measures. MSCI has established an information barrier between index research and certain Information. None of the Information in and of itself can be used to determine which securities to buy or sell or when to buy or sell them. The Information is provided "as is" and the user assumes the entire risk of any use it may make or permit to be made of the Information. No MSCI Party warrants or guarantees the originality, accuracy and/or completeness of the Information and each expressly disclaims all express or implied warranties. No MSCI Party shall have any liability for any errors or omissions in connection with any Information herein, or any liability for any direct, indirect, special, punitive, consequential or any other damages (including lost profits) even if notified of the possibility of such damages.

The Athens Stock Exchange ("ATHEX") holds all intellectual property rights to the Athex Composite Share Price Index. ATHEX does not guarantee the timeliness, accuracy, or completeness of any data related to the Index. The Index and its data do not constitute and cannot be construed as an offer of financial instruments, an investment advisory recommendation, or an encouragement to invest in the financial instruments included in the Index.

This is a marketing material. Please refer to the Fund's Prospectus and Key Information Document before making any final investment decision.

Licence Number: Common Decision Ministries of National Economy & Finance 21241/B 352/14.4.1990 (Gov. Gazette 338/31.5.90)

ALPHA ASSET MANAGEMENT M.F.M.C. | 45 Panepistimiou Street (3rd floor), Athens, GR-10564  
 Tel.: +30 210 326 6505 | E-mail: [info@alphaasset.gr](mailto:info@alphaasset.gr) | General Commercial Registry (GEMI) No.: 920101000

UCITS DO NOT HAVE A GUARANTEED RETURN AND PREVIOUS PERFORMANCE DOES NOT GUARANTEE FUTURE RETURNS