

Investment Objective and Policy

The Fund's investment objective is to provide capital growth and income over the long-term, by investing primarily in a diversified portfolio of equities listed in the Athens Exchange. The Fund invests in equities of companies which have economic activities in any sector or geographic area, with no limitation regarding their capitalization.

The Fund is actively managed. The investment process follows a bottom-up approach, combining qualitative and quantitative analysis of fundamental factors to assess the attractiveness and prospects of individual companies, while also considering sector dynamics. We select securities based on a company's growth potential, balance sheet strength, corporate governance, and valuation. The Fund manager can be quite flexible in adjusting the portfolio, in order to take advantage of short-term market fluctuations or any opportunities that may arise.

Benchmark: Athex Composite Share Price Index

Fund Information

Domicile	Greece
Fund Type	UCITS
Category	Equity Fund
SFDR Classification	Article 6
Inception Date	16.12.2003
Base Currency	Euro
Total AUM	201,76 million €
Custodian	Alpha Bank S.A.
Valuation Frequency	Daily
Redemption Settlement	3 business days

Share Classes

	Classic	Institutional
Launch Date	16.12.2003	18.05.2018
ISIN Code	GRF000218005	GRF000239001
Bloomberg Ticker	ALSTDOM GA	AASGEQI GA
NAV per share	34,8491 €	39,7658 €

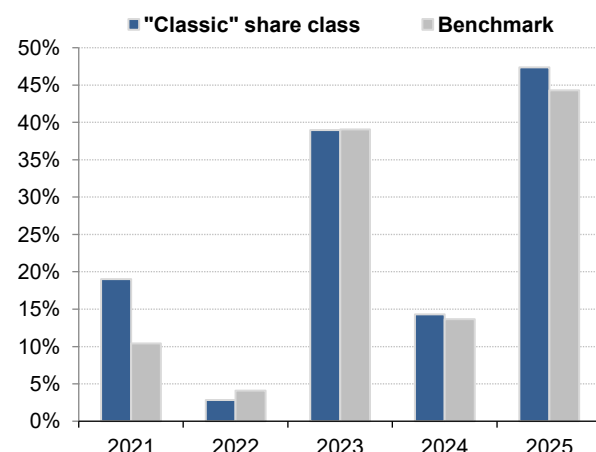
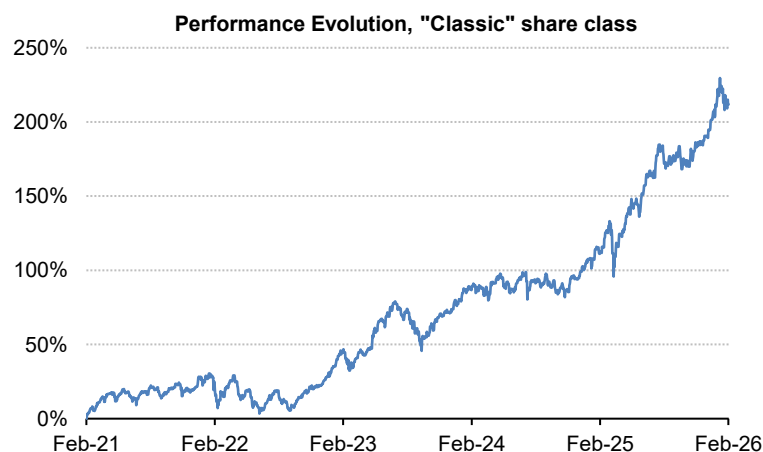
Risk Profile

Fees / Charges

	Classic	Institutional
Management Fee	2,50%	1,25%
Subscription Charge	1,00%	0,00%
Redemption Charge	1.00% <1 year 0.50% 1-2 years 0.00% > 2 years	0,00%

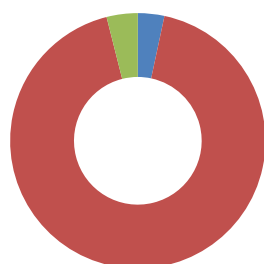
Performance (%)

In Euro	Cumulative Returns				Annual Returns				
	YTD	1 Year	3 Years	5 Years	2021	2022	2023	2024	2025
"Classic" share class	7,78%	46,55%	113,10%	211,79%	19,03%	2,84%	38,98%	14,31%	47,37%
"Institutional" share class	8,09%	49,01%	122,17%	239,69%	23,14%	4,16%	40,73%	15,76%	49,71%
Benchmark	7,40%	41,66%	101,69%	187,44%	10,43%	4,08%	39,08%	13,65%	44,30%





Portfolio Structure



■ 3,3%	Cash Accounts
■ 92,7%	Equities
■ 3,9%	Equity Funds

Allocation by Currency	100,0%
EUR	96,05%
GBP	3,95%

Top 15 Equity Holdings

PIRAEUS FINANCIAL HOLDINGS	9,1%
ALPHA BANK S.A.	7,9%
Eurobank Ergasias Services and H	7,8%
NATIONAL BANK OF GREECE	7,0%
COCA-COLA HBC AG-DI	5,6%
GEK TERNA SA	4,9%
PUBLIC POWER CORPORATION	4,7%
JUMBO SA	4,7%
BANK OF CYPRUS HOLDINGS PLC	4,6%
HELLENIC TELECOM. ORGANIZATIC	4,5%
TITAN CEMENT INTERNATIONAL	4,3%
MOTOR OIL SA	4,3%
Metlen Energy & Metals PLC	3,7%
CENERGY HOLDINGS SA	2,5%
OPAP SA	2,2%

Equity Allocation by Sector

Equity Allocation by Sector	92,6%
Banks	37,0%
Construction and Materials	9,8%
Industrial Goods and Services	7,2%
Food, Beverage and Tobacco	5,9%
Energy	5,6%
Utilities	5,3%
Consumer Products and Services	5,0%
Travel and Leisure	4,8%
Telecommunications	4,5%
Technology	2,1%
Basic Resources	1,9%
Real Estate	1,4%
Personal Care, Drug and Grocery Stor	1,0%
Retail	0,9%
Media	0,3%



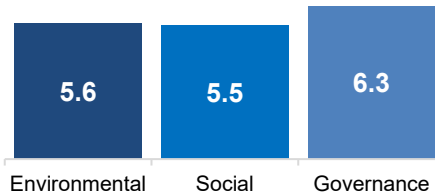
MSCI ESG Fund Rating



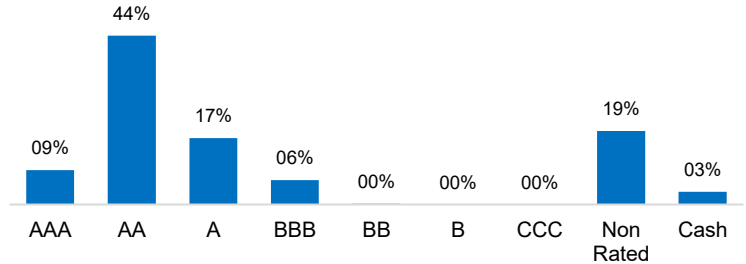
MSCI ESG Quality Score 7,4

MSCI ESG % Coverage 77,3%

ESG Scores per Pillar



ESG Rating Breakdown



ESG Glossary

MSCI ESG Fund Rating: The MSCI ESG Rating for funds is designed to measure the resiliency of portfolios to long-term ESG risks and opportunities. The ESG Rating is calculated as a direct mapping of ESG Quality Scores to letter rating categories.

MSCI ESG Quality Score: The MSCI ESG Quality Score (0 - 10) for funds is calculated as the weighted average of the ESG scores of fund holdings.

MSCI ESG % Coverage: Percent by weight of a fund's holdings that have ESG Data.

Environmental Score: A fund's Environmental Score measures holdings' management of and exposure to key environmental risks and opportunities.

Social Score: A fund's Social Score measures holdings' management of and exposure to key social risks and opportunities.

Governance Score: A fund's Governance Score measures holdings' management of and exposure to key governance risks and opportunities.

Certain information contained herein (the "Information") is sourced from/copyright of MSCI Inc., MSCI ESG Research LLC, or their affiliates ("MSCI"), or information providers (together the "MSCI Parties") and may have been used to calculate scores, signals, or other indicators. The Information is for internal use only and may not be reproduced or disseminated in whole or part without prior written permission. The Information may not be used for, nor does it constitute, an offer to buy or sell, or a promotion or recommendation of, any security, financial instrument or product, trading strategy, or index, nor should it be taken as an indication or guarantee of any future performance. Some funds may be based on or linked to MSCI indexes, and MSCI may be compensated based on the fund's assets under management or other measures. MSCI has established an information barrier between index research and certain Information. None of the Information in and of itself can be used to determine which securities to buy or sell or when to buy or sell them. The Information is provided "as is" and the user assumes the entire risk of any use it may make or permit to be made of the Information. No MSCI Party warrants or guarantees the originality, accuracy and/or completeness of the Information and each expressly disclaims all express or implied warranties. No MSCI Party shall have any liability for any errors or omissions in connection with any Information herein, or any liability for any direct, indirect, special, punitive, consequential or any other damages (including lost profits) even if notified of the possibility of such damages.

The Athens Stock Exchange ("ATHEX") holds all intellectual property rights to the Athex Composite Share Price Index. ATHEX does not guarantee the timeliness, accuracy, or completeness of any data related to the Index. The Index and its data do not constitute and cannot be construed as an offer of financial instruments, an investment advisory recommendation, or an encouragement to invest in the financial instruments included in the Index.

This is a marketing material. Please refer to the Fund's Prospectus and Key Information Document before making any final investment decision.

Licence Number: HCMC Decision 29/458/7.11.2003 (Gov. Gazette 1771/B/28.11.03)

ALPHA ASSET MANAGEMENT M.F.M.C. | 45 Panepistimiou Street (3rd floor), Athens, GR-10564
Tel.: +30 210 326 6505 | E-mail: info@alphaasset.gr | General Commercial Registry (GEMI) No.: 920101000