



ALPHA MELLON BALANCED FUND

31 May 2025

Investment Objective and Policy

The Fund's investment objective is to provide capital growth and income over the medium to long-term, through the active management of a diversified asset allocation portfolio, investing in the domestic and international markets.

In order to achieve its objective, the Fund invests in euro-denominated bonds issued by companies, governments or authorities and entities related to governments, large capitalization equities listed on international exchanges, mainly on developed markets, as well as money market instruments and deposits with credit institutions. The Fund invests in investment grade bonds, with the exception of its exposure to Greek debt securities.

The Fund is actively managed. Our investment process is based on quantitative and qualitative assessment of fundamental factors, with the purpose of identifying those asset classes that offer the highest risk-adjusted expected returns, along with selecting individual securities.

Benchmark: 35% Hellenic Corporate Bond Index (Total Return), 20% S&P Global 100 Capped Price Return USD Index, 15% Barclays Benchmark Overnight EUR Cash Index, 10% Bloomberg Greece Government Index, 10% Bloomberg Euro Aggregate Bond Total Return Index, 10% Athex Composite Share Price index.

Fund Information

Domicile	Greece
Fund Type	UCITS
Category	Balanced Fund
SFDR Classification	Article 6
Inception Date	31.03.2008
Base Currency	Euro
Total AUM	20,45 million €
Custodian	Alpha Bank S.A.
Valuation Frequency	Daily
Redemption Settlement	3 business days

Κατηγορίες Μεριδίου

	E	S
Launch Date	31.03.2008	06.06.2023
ISIN Code	GRF000314002	GRF000444007
Bloomberg Ticker	ABEEFBF GA	ABEEFBS GA
NAV per share	17,1702 €	17,3408 €

Risk Profile



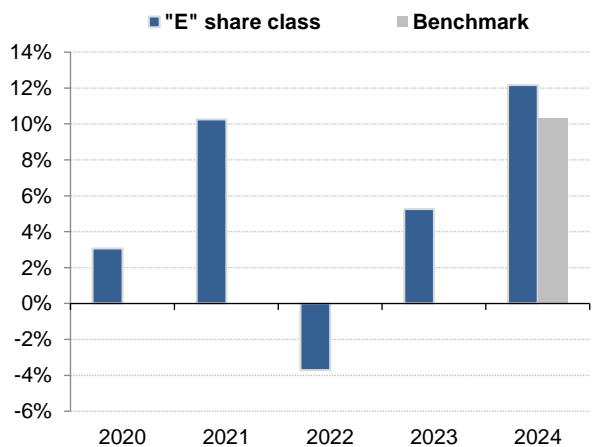
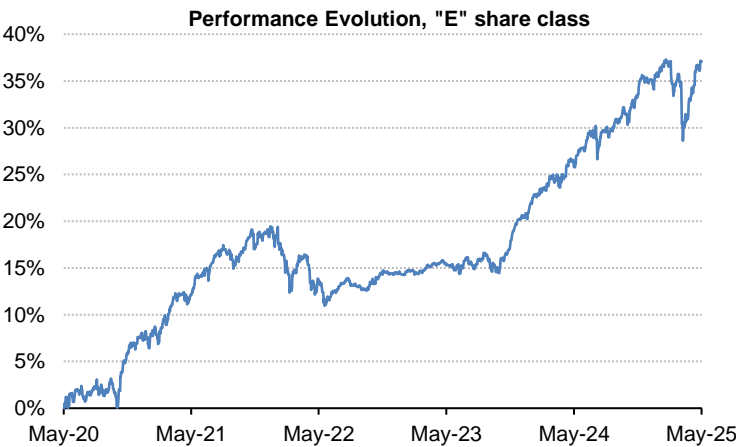
Summary Risk Indicator (SRI)

Fees / Charges

	E	S
Management Fee	0,60%	0,10%
Subscription Charge	0,00%	0,00%
Redemption Charge	0,00%	0,00%

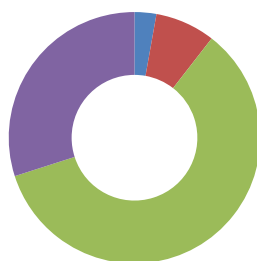
Performance (%)

In Euro	Cumulative Returns				Annual Returns				
	YTD	1 Year	3 Years	5 Years	2020	2021	2022	2023	2024
"E" share class	1,62%	9,00%	20,81%	37,10%	3,08%	10,26%	-3,70%	5,27%	12,16%
"S" share class	1,83%	9,55%	-	-	-	-	-	-	12,73%
Benchmark	2,60%	8,46%	-	-	-	-	-	-	10,34%





Portfolio Structure



■ 2,8% Cash Accounts
■ 7,7% Treasury Bills
■ 59,5% Bonds
■ 29,9% Equities

Allocation by Currency	100,0%
EUR	81,1%
USD	17,0%
CHF	1,0%
GBP	0,9%

Equity Allocation by Country	29,9%
United States	14,5%
Greece	7,2%
Switzerland	2,0%
Germany	1,5%
United Kingdom	1,0%
France	1,0%
Japan	0,6%
Ireland	0,6%
Belgium	0,5%
Other	1,0%

Bond Allocation by Country	59,5%
Greece	41,9%
Germany	6,0%
Italy	2,3%
France	2,2%
Netherlands	2,0%
Supranational	1,6%
Czech Republic	1,0%
Belgium	0,9%
Luxembourg	0,9%
Other	0,8%

Equity Allocation by Sector	29,9%
Financials	7,1%
Consumer Discretionary	3,9%
Consumer Staples	3,7%
Information Technology	3,6%
Industrials	3,2%
Communication Services	2,9%
Health Care	2,4%
Energy	1,7%
Materials	0,9%
Utilities	0,6%

Bond Allocation by Sector	59,5%
Financials	30,6%
Sovereigns	21,4%
Utilities	4,0%
Sub-Sovereigns	2,4%
Consumer Discretionary	1,0%

Top 10 Equity Holdings	
MICROSOFT CORP	3,2%
AMAZON.COM INC	1,7%
ALPHABET INC-CL A	1,5%
COCA-COLA HBC AG-DI	1,2%
HELLENIC TELECOM. ORGANIZATIC	1,2%
NATIONAL BANK OF GREECE	0,9%
JPMORGAN CHASE & CO	0,7%
ALPHA SERVICES AND HOLDINGS	0,7%
OPAP SA	0,7%
PHILIP MORRIS INTERNATIONAL	0,6%

Top 10 Bond Holdings	
TPEIR 5 3/8 09/18/35	6,8%
EUROB 7 01/26/29	6,6%
ALPHA 6 09/13/34	4,9%
GGB 3.375 06/15/34	4,6%
ETEGA 2.75 10/08/26	4,0%
PPCGA 4.375 03/30/26	3,0%
ALPHA 6.875 06/27/29	2,9%
ETEGA 8 01/03/34	2,8%
FRTR 0 11/25/30	1,7%
DBR 0 02/15/32	1,7%

08.10.2018: Change of Fund category, investment objective and name, from «ALPHA BANCASSURANCE EE100 STRUCTURED FUND» to «ALPHA MELLON BALANCED FUND».



ESG Characteristics

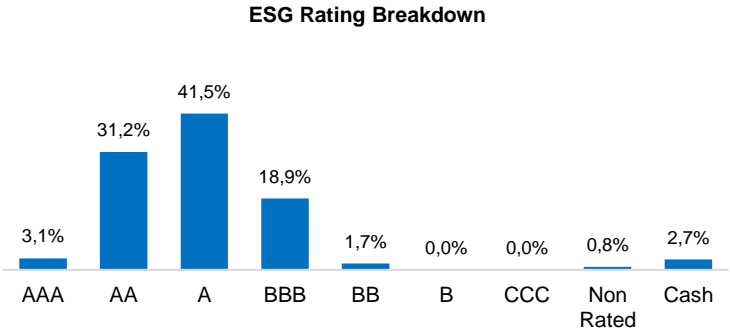
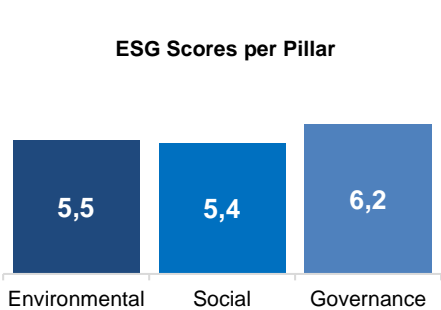
SFDR Classification: Article 6

MSCI ESG Fund Rating



MSCI ESG Quality Score 6,7

MSCI ESG % Coverage 96,4%



ESG Glossary

MSCI ESG Fund Rating: The MSCI ESG Rating for funds is designed to measure the resiliency of portfolios to long-term ESG risks and opportunities. The ESG Rating is calculated as a direct mapping of ESG Quality Scores to letter rating categories.

MSCI ESG Quality Score: The MSCI ESG Quality Score (0 - 10) for funds is calculated as the weighted average of the ESG scores of fund holdings.

MSCI ESG % Coverage: Percent by weight of a fund's holdings that have ESG Data.

Environmental Score: A fund's Environmental Score measures holdings' management of and exposure to key environmental risks and opportunities.

Social Score: A fund's Social Score measures holdings' management of and exposure to key social risks and opportunities.

Governance Score: A fund's Governance Score measures holdings' management of and exposure to key governance risks and opportunities.

Certain information contained herein (the "Information") is sourced from/copyright of MSCI Inc., MSCI ESG Research LLC, or their affiliates ("MSCI"), or information providers (together the "MSCI Parties") and may have been used to calculate scores, signals, or other indicators. The Information is for internal use only and may not be reproduced or disseminated in whole or part without prior written permission. The Information may not be used for, nor does it constitute, an offer to buy or sell, or a promotion or recommendation of, any security, financial instrument or product, trading strategy, or index, nor should it be taken as an indication or guarantee of any future performance. Some funds may be based on or linked to MSCI indexes, and MSCI may be compensated based on the fund's assets under management or other measures. MSCI has established an information barrier between index research and certain Information. None of the Information in and of itself can be used to determine which securities to buy or sell or when to buy or sell them. The Information is provided "as is" and the user assumes the entire risk of any use it may make or permit to be made of the Information. No MSCI Party warrants or guarantees the originality, accuracy and/or completeness of the Information and each expressly disclaims all express or implied warranties. No MSCI Party shall have any liability for any errors or omissions in connection with any Information herein, or any liability for any direct, indirect, special, punitive, consequential or any other damages (including lost profits) even if notified of the possibility of such damages.

The Athens Stock Exchange ("ATHEX") holds all intellectual property rights to the Athex Composite Share Price Index and the Hellenic Corporate Bond Index (Total Return). ATHEX does not guarantee the timeliness, accuracy, or completeness of any data related to the aforementioned Indices. The Indices and their data do not constitute and cannot be construed as an offer of financial instruments, an investment advisory recommendation, or an encouragement to invest in the financial instruments included in the Indices.

This is a marketing material. Please refer to the Fund's Prospectus and Key Information Document before making any final investment decision.

Licence Number: HCMC Decision 1/817/27.3.2008

ALPHA ASSET MANAGEMENT M.F.M.C. | 45 Panepistimiou Street (3rd floor), Athens, GR-10564
Tel.: +30 210 326 6505 | E-mail: info@alphaasset.gr | General Commercial Registry (GEMI) No.: 920101000