

Investment Objective and Policy

The Fund's investment objective is to provide capital growth and income over the long-term, by investing primarily in equities of large capitalization companies globally.

In order to achieve its objective, the Fund invests primarily in a diversified portfolio of equities and/or other securities equivalent to equities, like depositary receipts, listed in international exchanges, mainly in developed markets. The Fund invests in highly liquid equities of large capitalization companies which have economic activities in any sector or geographic area.

The Fund is actively managed. Our investment process is based on quantitative and qualitative assessment of fundamental factors, with the purpose of developing investment views on the attractiveness and prospects of equity sectors, along with selecting individual securities based on companies' growth prospects, balance sheet quality, level of corporate governance and valuation.

Benchmark: S&P Global 100 Capped Price Return USD Index

Fund Information

Domicile	Greece
Fund Type	UCITS
Category	Equity Fund
SFDR Classification	Article 8
Inception Date	13.10.2010
Base Currency	Euro
Total AUM	185,97 million €
Custodian	Alpha Bank S.A.
Valuation Frequency	Daily
Redemption Settlement	3 business days

Share Classes

	Classic	Institutional
Launch Date	13.10.2010	11.12.2017
ISIN Code	GRF000220001	GRF000221009
Bloomberg Ticker	ALGLBCF GA	ALGBCEI GA
NAV per share	44,3807 €	48,5512 €

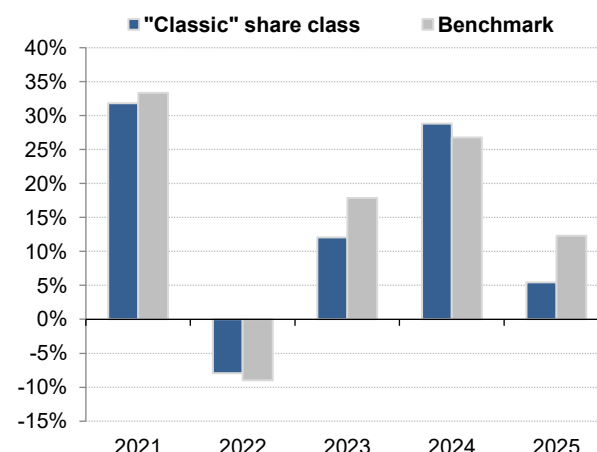
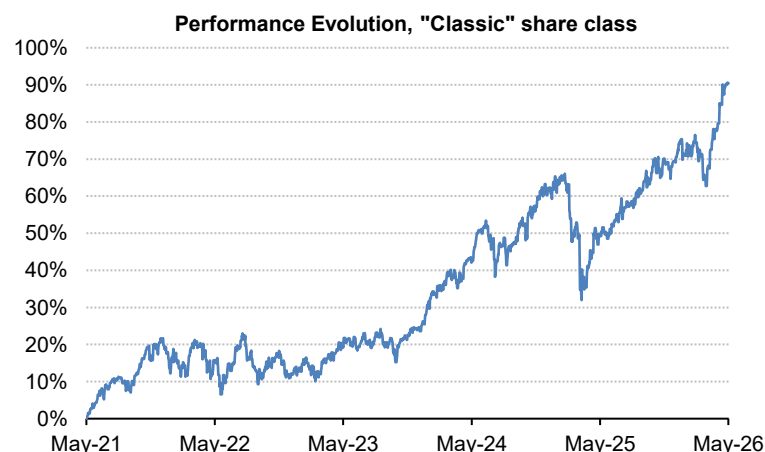
Risk Profile

Fees / Charges

	Classic	Institutional
Management Fee	2,00%	1,00%
Subscription Charge	1,00%	0,00%
Redemption Charge	1,00% <1 year 0,50% 1-2 years 0,00% > 2 years	0,00%

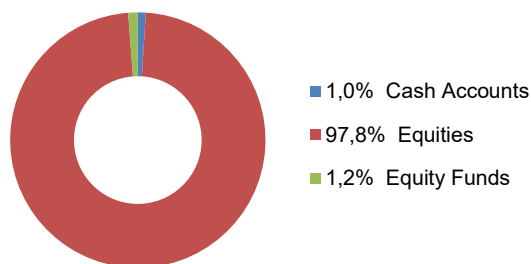
Performance (%)

In Euro	Cumulative Returns				Annual Returns				
	YTD	1 Year	3 Years	5 Years	2021	2022	2023	2024	2025
"Classic" share class	12,63%	27,18%	59,89%	90,48%	31,81%	-7,93%	12,09%	28,84%	5,47%
"Institutional" share class	13,09%	28,46%	64,77%	100,88%	33,16%	-6,73%	13,22%	30,15%	6,53%
Benchmark	13,36%	34,27%	73,99%	110,53%	33,35%	-8,98%	17,89%	26,78%	12,32%





Portfolio Structure



Allocation by Currency 100,0%

USD	80,6%
EUR	14,9%
CHF	2,9%
GBP	1,6%

Top 15 Equity Holdings

NVIDIA CORP	8,5%
ALPHABET INC-CL A	8,0%
APPLE INC	7,1%
MICROSOFT CORP	5,3%
SAMSUNG ELECTR-GDR REG S	4,9%
BROADCOM INC	4,7%
AMAZON.COM INC	4,3%
ASML HOLDING NV	3,5%
ELI LILLY & CO	3,3%
JPMORGAN CHASE & CO	2,8%
JOHNSON & JOHNSON	2,4%
EXXON MOBIL CORP	2,0%
WALMART INC	2,0%
INTEL CORP	1,8%
CATERPILLAR INC	1,6%

Equity Allocation by Sector 97,8%

Information Technology	38,5%
Financials	11,9%
Health Care	11,5%
Consumer Staples	8,3%
Communication Services	8,2%
Industrials	6,9%
Consumer Discretionary	6,6%
Energy	4,5%
Materials	0,9%
Utilities	0,4%

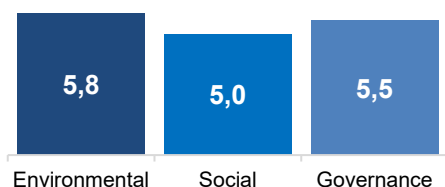
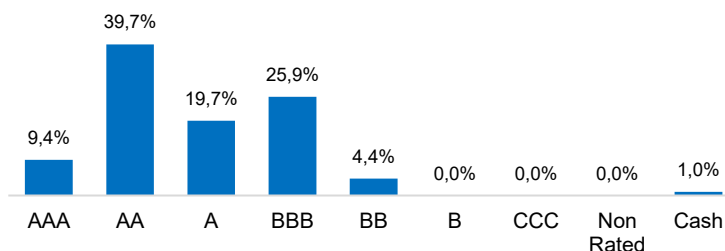
Equity Allocation by Country 97,8%

United States	69,1%
United Kingdom	5,5%
South Korea	4,9%
Netherlands	4,5%
France	3,2%
Switzerland	2,9%
Germany	2,6%
Japan	2,3%
Spain	1,8%
Other	1,0%

MSCI ESG Fund Rating

MSCI ESG Quality Score 6,8

MSCI ESG % Coverage 99,0%

ESG Scores per Pillar

ESG Rating Breakdown

ESG Glossary

MSCI ESG Fund Rating: The MSCI ESG Rating for funds is designed to measure the resiliency of portfolios to long-term ESG risks and opportunities. The ESG Rating is calculated as a direct mapping of ESG Quality Scores to letter rating categories.

MSCI ESG Quality Score: The MSCI ESG Quality Score (0 - 10) for funds is calculated as the weighted average of the ESG scores of fund holdings.

MSCI ESG % Coverage: Percent by weight of a fund's holdings that have ESG Data.

Environmental Score: A fund's Environmental Score measures holdings' management of and exposure to key environmental risks and opportunities.

Social Score: A fund's Social Score measures holdings' management of and exposure to key social risks and opportunities.

Governance Score: A fund's Governance Score measures holdings' management of and exposure to key governance risks and opportunities.

Certain information contained herein (the "Information") is sourced from/copyright of MSCI Inc., MSCI ESG Research LLC, or their affiliates ("MSCI"), or information providers (together the "MSCI Parties") and may have been used to calculate scores, signals, or other indicators. The Information is for internal use only and may not be reproduced or disseminated in whole or part without prior written permission. The Information may not be used for, nor does it constitute, an offer to buy or sell, or a promotion or recommendation of, any security, financial instrument or product, trading strategy, or index, nor should it be taken as an indication or guarantee of any future performance. Some funds may be based on or linked to MSCI indexes, and MSCI may be compensated based on the fund's assets under management or other measures. MSCI has established an information barrier between index research and certain Information. None of the Information in and of itself can be used to determine which securities to buy or sell or when to buy or sell them. The Information is provided "as is" and the user assumes the entire risk of any use it may make or permit to be made of the Information. No MSCI Party warrants or guarantees the originality, accuracy and/or completeness of the Information and each expressly disclaims all express or implied warranties. No MSCI Party shall have any liability for any errors or omissions in connection with any Information herein, or any liability for any direct, indirect, special, punitive, consequential or any other damages (including lost profits) even if notified of the possibility of such damages.

This is a marketing material. Please refer to the Fund's Prospectus and Key Information Document before making any final investment decision.

Licence Number: HCMC Decision 67/25.08.2010

ALPHA ASSET MANAGEMENT M.F.M.C. | 45 Panepistimiou Street (3rd floor), Athens, GR-10564
Tel.: +30 210 326 6505 | E-mail: info@alphaasset.gr | General Commercial Registry (GEMI) No.: 920101000