

Investment Objective and Policy

The Fund's investment objective is to provide capital growth and income over the medium to long term, through the active management of a diversified conservative asset allocation portfolio.

In order to achieve its objective, the Fund invests in bonds issued by companies domiciled in or having economic activities in Greece, Greek government bonds, equities listed on the Athens Exchange, as well as money market instruments and deposits with credit institutions. There is no limitation regarding the credit rating or the maturity of the bonds in which the Fund may invest.

The Fund is actively managed. Our investment process is based on quantitative and qualitative assessment of fundamental factors, with the purpose of identifying those asset classes that offer the highest risk-adjusted expected returns, along with selecting individual securities.

Fund Information

Domicile	Greece
Fund Type	UCITS
Category	Balanced Fund
SFDR Classification	Article 6
Inception Date	01.02.2022
Base Currency	Euro
Total AUM	557 million €
Custodian	Alpha Bank S.A.
Valuation Frequency	Daily
Redemption Settlement	3 business days

Share Classes

	Classic	Institutional
Launch Date	01.02.2022	01.02.2022
ISIN Code	GRF000377009	GRF000379005
Bloomberg Ticker	ALCGBCE GA	ALCGBIE GA
NAV per share	13,0639 €	13,4894 €
	Classic D	
Launch Date	01.02.2022	
ISIN Code	GRF000378007	
Bloomberg Ticker	ALCGBCD GA	
NAV per share	13,0639 €	

Risk Profile

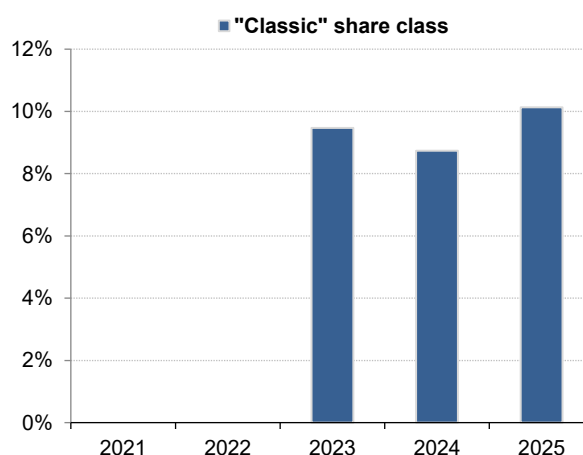
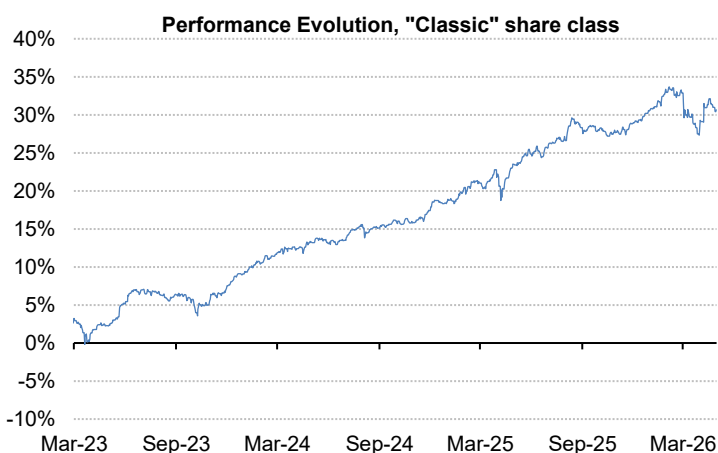

Summary Risk Indicator (SRI)

Fees / Charges

	Classic / D	Institutional
Management Fee	1,50%	0,75%
Subscription Charge	1,00%	0,00%
Redemption Charge	1,00% <1 year 0,50% 1-2 years 0,00% > 2 years	0,00%

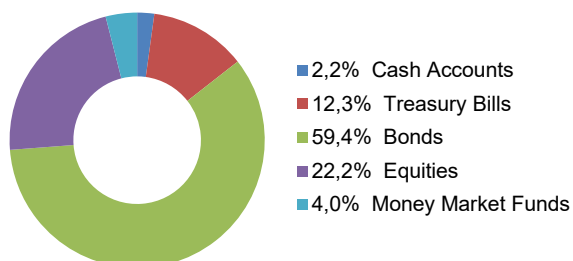
Performance (%)

In Euro	Cumulative Returns				Annual Returns				
	YTD	1 Year	3 Years	5 Years	2021	2022	2023	2024	2025
"Classic" share class	0,02%	5,80%	27,71%	-	-	-	9,47%	8,74%	10,14%
"Classic D" share class	0,02%	5,80%	27,71%	-	-	-	9,47%	8,74%	10,14%
"Institutional" share class	0,27%	6,60%	30,63%	-	-	-	10,30%	9,57%	10,97%





Portfolio Structure



Allocation by Currency	100,0%
EUR	97,8%
USD	2,3%

Equity Allocation by Sector	22,2%
Industrials	9,4%
Consumer Discretionary	4,4%
Energy	3,7%
Materials	2,8%
Real Estate	1,4%
Financials	0,5%

Bond Allocation by Sector	59,4%
Financials	35,6%
Utilities	6,7%
Industrials	4,8%
Consumer Staples	3,6%
Energy	2,6%
Consumer Discretionary	2,3%
Sovereigns	1,8%
Health Care	1,1%
Communications	0,6%
Materials	0,2%

Top 10 Equity Holdings	
GEK TERNA SA	4,9%
MOTOR OIL SA	3,7%
ATHENS INTERNATIONAL AIRPORT	3,2%
TITAN CEMENT INTERNATIONAL	2,8%
JUMBO SA	2,4%
ALLWYN AG	1,6%
Metlen Energy & Metals PLC	1,3%
BRIQ PROPERTIES REIC	0,8%
TRADE ESTATES REIC	0,7%
NATIONAL BANK OF GREECE	0,5%

Top 10 Bond Holdings	
EUROB 6 5/8 PERP	5,0%
ETEGA 5.8 PERP	4,5%
TPEIR 6 1/8 PERP	4,1%
CCHLN 3 1/8 11/20/32	3,6%
ALPHA 11.875 PERP	3,3%
ALPHA 7 1/2 PERP	3,0%
EUROB 4 1/4 04/30/35	2,4%
PPCGA 4 5/8 10/31/31	2,4%
TATTGA 7 3/8 06/13/35	2,3%
DAC 6 7/8 10/15/32	2,2%

Allocation by Maturity	59,4%
< 1 year	1,1%
1-3 years	1,5%
3-5 years	5,2%
5-7 years	15,5%
7-10 years	11,3%
10-15 years	1,9%
> 15 years	22,9%

* Unitholders of the Distribution (“D”) share class will be paid cash on a quarterly basis. For 2026, the cash payment rate is expected to be 3.0%.



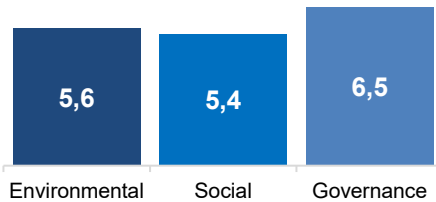
MSCI ESG Fund Rating



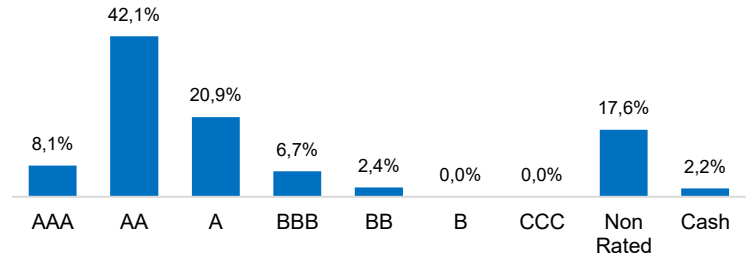
MSCI ESG Quality Score 7,2

MSCI ESG % Coverage 80,3%

ESG Scores per Pillar



ESG Rating Breakdown



ESG Glossary

MSCI ESG Fund Rating: The MSCI ESG Rating for funds is designed to measure the resiliency of portfolios to long-term ESG risks and opportunities. The ESG Rating is calculated as a direct mapping of ESG Quality Scores to letter rating categories.

MSCI ESG Quality Score: The MSCI ESG Quality Score (0 - 10) for funds is calculated as the weighted average of the ESG scores of fund holdings.

MSCI ESG % Coverage: Percent by weight of a fund's holdings that have ESG Data.

Environmental Score: A fund's Environmental Score measures holdings' management of and exposure to key environmental risks and opportunities.

Social Score: A fund's Social Score measures holdings' management of and exposure to key social risks and opportunities.

Governance Score: A fund's Governance Score measures holdings' management of and exposure to key governance risks and opportunities.

Certain information contained herein (the "Information") is sourced from/copyright of MSCI Inc., MSCI ESG Research LLC, or their affiliates ("MSCI"), or information providers (together the "MSCI Parties") and may have been used to calculate scores, signals, or other indicators. The Information is for internal use only and may not be reproduced or disseminated in whole or part without prior written permission. The Information may not be used for, nor does it constitute, an offer to buy or sell, or a promotion or recommendation of, any security, financial instrument or product, trading strategy, or index, nor should it be taken as an indication or guarantee of any future performance. Some funds may be based on or linked to MSCI indexes, and MSCI may be compensated based on the fund's assets under management or other measures. MSCI has established an information barrier between index research and certain Information. None of the Information in and of itself can be used to determine which securities to buy or sell or when to buy or sell them. The Information is provided "as is" and the user assumes the entire risk of any use it may make or permit to be made of the Information. No MSCI Party warrants or guarantees the originality, accuracy and/or completeness of the Information and each expressly disclaims all express or implied warranties. No MSCI Party shall have any liability for any errors or omissions in connection with any Information herein, or any liability for any direct, indirect, special, punitive, consequential or any other damages (including lost profits) even if notified of the possibility of such damages.

This is a marketing material. Please refer to the Fund's Prospectus and Key Information Document before making any final investment decision.

Licence Number: HCMC Decision 402/03.01.2022

ALPHA ASSET MANAGEMENT M.F.M.C. | 45 Panepistimiou Street (3rd floor), Athens, GR-10564
Tel.: +30 210 326 6505 | E-mail: info@alphaasset.gr | General Commercial Registry (GEMI) No.: 920101000