

Investment Objective and Policy

The Fund's investment objective is to provide capital growth and income over the medium to long-term, through the active management of a diversified asset allocation portfolio, investing in the domestic and international markets.

In order to achieve its objective, the Fund invests in euro-denominated bonds issued by companies, governments or authorities and entities related to governments, large capitalization equities listed on international exchanges, mainly on developed markets, as well as money market instruments and deposits with credit institutions. The Fund invests in investment grade bonds, with the exception of its exposure to Greek debt securities.

The Fund is actively managed. Our investment process is based on quantitative and qualitative assessment of fundamental factors, with the purpose of identifying those asset classes that offer the highest risk-adjusted expected returns, along with selecting individual securities.

Benchmark: 35% Hellenic Corporate Bond Index (Total Return), 20% S&P Global 100 Capped Price Return USD Index, 15% Barclays Benchmark Overnight EUR Cash Index, 10% Bloomberg Greece Government Bond Total Return Index, 10% Bloomberg Euro Aggregate Bond Total Return Index, 10% Athex Composite Share Price index.

Fund Information

Domicile	Greece
Fund Type	UCITS
Category	Balanced Fund
SFDR Classification	Article 6
Inception Date	06.06.2023
Base Currency	Euro
Total AUM	46,38 million €
Custodian	Alpha Bank S.A.
ISIN Code	GRF000440005
Bloomberg Ticker	ABMLIIB GA
Valuation Frequency	Daily
Redemption Settlement	3 business days
NAV per share	12,9826 €

Risk Profile

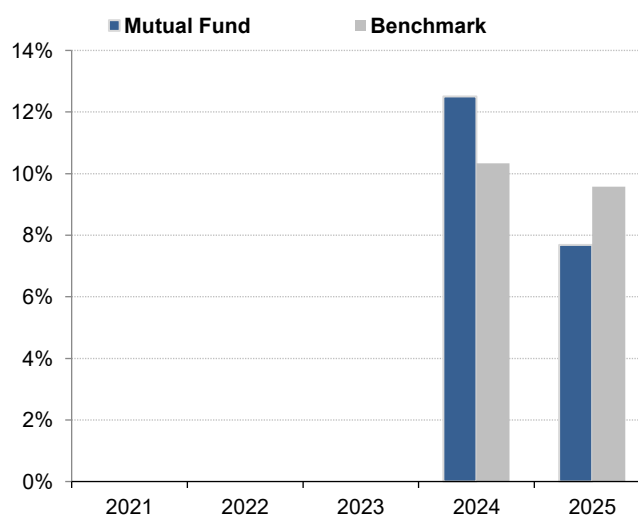
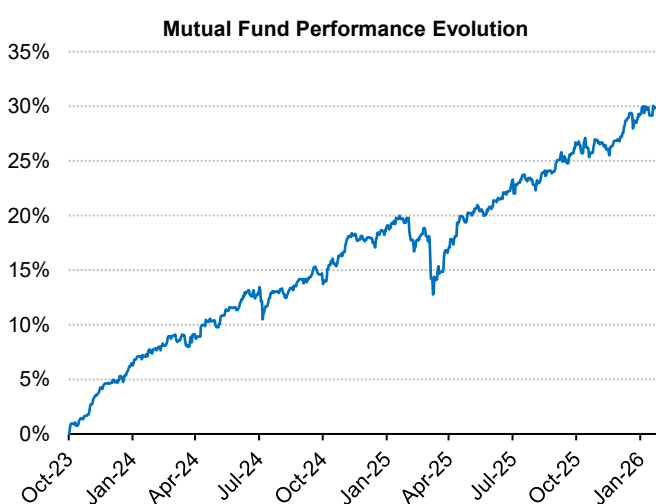

Summary Risk Indicator (SRI)

Fees / Charges

Management Fee	0,20%
Subscription Charge	0,00%
Redemption Charge	0,00%

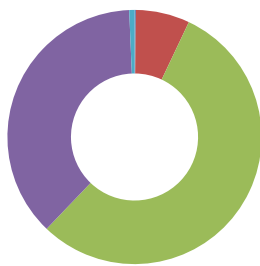
Performance (%)

In Euro	Cumulative Returns				Annual Returns				
	YTD	1 Year	3 Years	5 Years	2021	2022	2023	2024	2025
Mutual Fund	2,49%	8,51%	-	-	-	-	-	12,50%	7,69%
Benchmark	2,25%	9,78%	-	-	-	-	-	10,34%	9,57%





Portfolio Structure



- 0,2% Cash Accounts
- 6,9% Treasury Bills
- 55,1% Bonds
- 37,2% Equities
- 0,7% Equity Funds

Allocation by Currency	100,0%
EUR	76,9%
USD	20,6%
GBP	1,4%
CHF	1,1%

Equity Allocation by Country	37,2%
United States	18,6%
Greece	7,8%
Switzerland	2,3%
United Kingdom	1,5%
Netherlands	1,5%
France	1,1%
Germany	1,0%
Ireland	0,8%
Japan	0,7%
Other	1,9%

Bond Allocation by Country	55,1%
Greece	21,1%
United Kingdom	5,5%
Germany	5,4%
Poland	4,2%
Netherlands	4,2%
Italy	4,0%
Romania	3,4%
France	2,1%
Czech Republic	1,6%
Other	3,7%

Equity Allocation by Sector	37,2%
Information Technology	9,2%
Financials	7,2%
Industrials	4,1%
Health Care	4,0%
Consumer Staples	3,7%
Consumer Discretionary	3,6%
Energy	2,0%
Communication Services	1,9%
Materials	0,9%
Utilities	0,6%
Real Estate	0,0%

Bond Allocation by Sector	55,1%
Sovereigns	24,4%
Financials	17,8%
Energy	4,3%
Utilities	3,8%
Consumer Staples	2,2%
Communications	1,6%
Consumer Discretionary	0,9%
Materials	0,2%

Top 10 Equity Holdings	
APPLE INC	2,1%
NVIDIA CORP	2,1%
MICROSOFT CORP	1,5%
COCA-COLA HBC AG-DI	1,2%
AMAZON.COM INC	1,2%
ALPHABET INC-CL A	1,1%
Eurobank Ergasias Services and H	1,1%
BROADCOM INC	0,9%
NATIONAL BANK OF GREECE	0,9%
PIRAEUS FINANCIAL HOLDINGS	0,8%

Top 10 Bond Holdings	
TPEIR 5 3/8 09/18/35	5,1%
POLAND 3 7/8 10/22/39	4,2%
ALPHA 6 09/13/34	3,6%
ROMANI 6 3/8 09/18/33	3,4%
ETEGA 8 01/03/34	2,7%
GGB 3 5/8 06/15/35	2,5%
NETHER 0.5 07/15/32	2,3%
GGB 3.375 06/15/34	1,8%
BATSLN 4.2 PERP	1,7%
CEZCP 4 1/4 06/11/32	1,6%



MSCI ESG Fund Rating



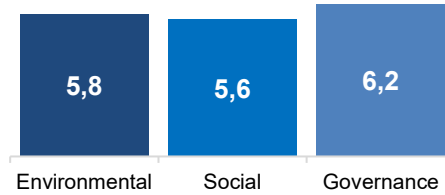
MSCI ESG Quality Score

6,7

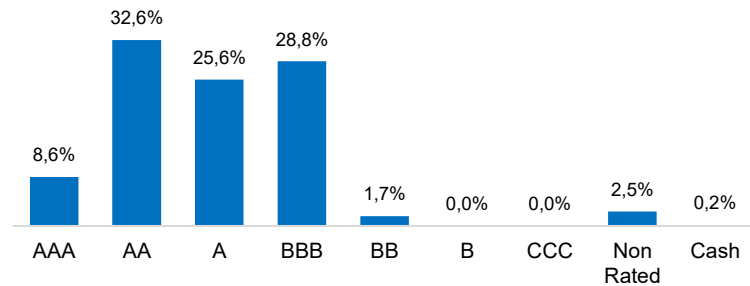
MSCI ESG % Coverage

97,3%

ESG Scores per Pillar



ESG Rating Breakdown



ESG Glossary

MSCI ESG Fund Rating: The MSCI ESG Rating for funds is designed to measure the resiliency of portfolios to long-term ESG risks and opportunities. The ESG Rating is calculated as a direct mapping of ESG Quality Scores to letter rating categories.

MSCI ESG Quality Score: The MSCI ESG Quality Score (0 - 10) for funds is calculated as the weighted average of the ESG scores of fund holdings.

MSCI ESG % Coverage: Percent by weight of a fund's holdings that have ESG Data.

Environmental Score: A fund's Environmental Score measures holdings' management of and exposure to key environmental risks and opportunities.

Social Score: A fund's Social Score measures holdings' management of and exposure to key social risks and opportunities.

Governance Score: A fund's Governance Score measures holdings' management of and exposure to key governance risks and opportunities.

Certain information contained herein (the "Information") is sourced from/copyright of MSCI Inc., MSCI ESG Research LLC, or their affiliates ("MSCI"), or information providers (together the "MSCI Parties") and may have been used to calculate scores, signals, or other indicators. The Information is for internal use only and may not be reproduced or disseminated in whole or part without prior written permission. The Information may not be used for, nor does it constitute, an offer to buy or sell, or a promotion or recommendation of, any security, financial instrument or product, trading strategy, or index, nor should it be taken as an indication or guarantee of any future performance. Some funds may be based on or linked to MSCI indexes, and MSCI may be compensated based on the fund's assets under management or other measures. MSCI has established an information barrier between index research and certain Information. None of the Information in and of itself can be used to determine which securities to buy or sell or when to buy or sell them. The Information is provided "as is" and the user assumes the entire risk of any use it may make or permit to be made of the Information. No MSCI Party warrants or guarantees the originality, accuracy and/or completeness of the Information and each expressly disclaims all express or implied warranties. No MSCI Party shall have any liability for any errors or omissions in connection with any Information herein, or any liability for any direct, indirect, special, punitive, consequential or any other damages (including lost profits) even if notified of the possibility of such damages.

The Athens Stock Exchange ("ATHEX") holds all intellectual property rights to the Athex Composite Share Price Index and the Hellenic Corporate Bond Index (Total Return). ATHEX does not guarantee the timeliness, accuracy, or completeness of any data related to the aforementioned Indices. The Indices and their data do not constitute and cannot be construed as an offer of financial instruments, an investment advisory recommendation, or an encouragement to invest in the financial instruments included in the Indices.

This is a marketing material. Please refer to the Fund's Prospectus and Key Information Document before making any final investment decision.

Licence Number: HCMC Decision 459/05.05.2023

ALPHA ASSET MANAGEMENT M.F.M.C. | 45 Panepistimiou Street (3rd floor), Athens, GR-10564
Tel.: +30 210 326 6505 | E-mail: info@alphaasset.gr | General Commercial Registry (GEMI) No.: 920101000