

Investment Objective and Policy

The Fund's objective is to provide a total return from income and capital growth, while seeking to preserve the invested capital of the unitholders who will retain their holdings over the predetermined investment horizon of five (5) years. The Fund will be fully liquidated by October 27, 2028.

In order to achieve its objective, the Fund invests mainly in a diversified portfolio of senior euro-denominated bonds, issued by companies with registered office, operations or exposure in Greece and abroad, and traded in organized markets.

The Fund's portfolio will have a weighted average maturity of approximately 5 years at its inception date, by investing in bonds with maturity of 3 to 6 years, to be held until their maturity or be liquidated by the Fund's maturity.

Fund Information

Domicile	Greece
Fund Type	UCITS
Category	Bond Fund
SFDR Classification	Article 6
Inception Date	28.08.2023
Base Currency	Euro
Total AUM	063 million €
Custodian	Alpha Bank S.A.
Valuation Frequency	Daily
Redemption Settlement	3 business days

Share Classes

	Classic	Classic D
Launch Date	-	06.06.2023
ISIN Code	-	GRF000452000
Bloomberg Ticker	-	ABMTRBD GA
NAV per share	-	11,2155 €

Risk Profile

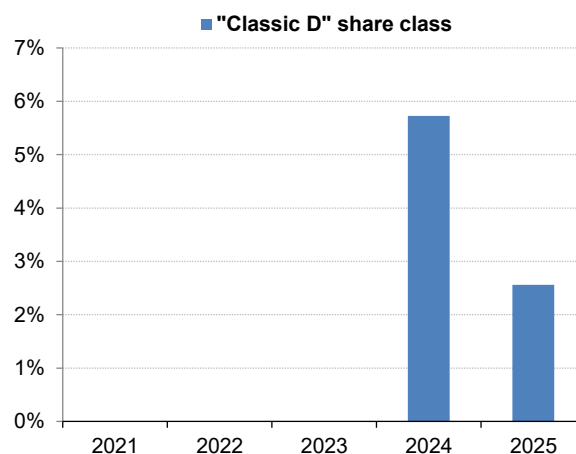
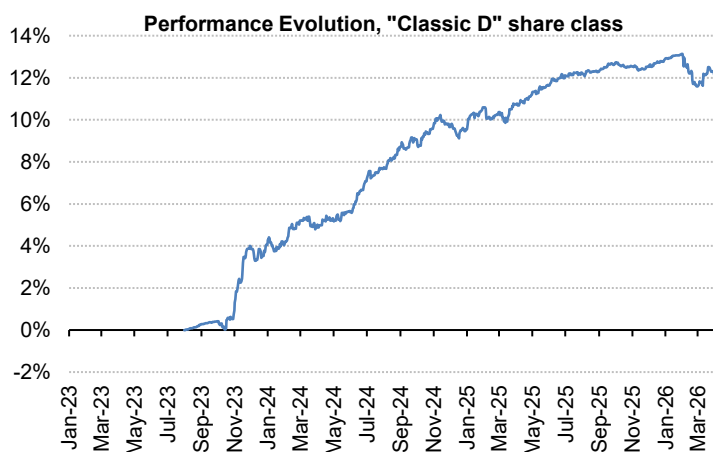

Summary Risk Indicator (SRI)

Fees / Charges

	Classic	Classic D
Management Fee	1,00%	1,00%
Subscription Charge	0,75%	0,75%
Redemption Charge	2,00%	2,00%

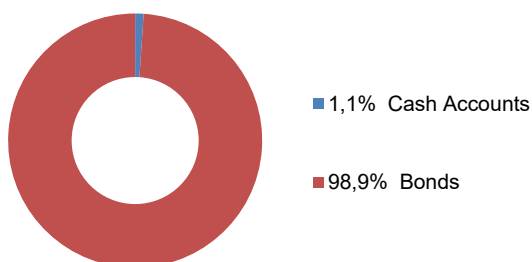
Performance (%)

In Euro	Cumulative Returns				Annual Returns				
	YTD	1 Year	3 Years	5 Years	2021	2022	2023	2024	2025
"Classic" share class	-	-	-	-	-	-	-	-	-
"Classic D" share class	-0,41%	1,24%	-	-	-	-	-	5,73%	2,56%





Portfolio Structure



Allocation by Currency	100,0%
EUR	100,0%

Portfolio Characteristics

Maturity (years)	2,7
Modifies Duration (years)	1,9
Yield to Maturity (%)	3,75%

Allocation by Maturity 98,9%

< 1 year	0,6%
1-3 years	70,7%
3-5 years	27,7%
5-7 years	0,0%
7-10 years	0,0%
10-15 years	0,0%
> 15 years	0,0%

Top 20 Bond Holdings

BOCYCY 7.375 07/25/28	8,8%
EUROB 7 01/26/29	7,4%
TPEIR 4 5/8 07/17/29	7,3%
ALPHA 6 1/2 11/22/29	5,4%
DB 5.375 01/11/29	4,3%
PPCGA 3.375 07/31/28	4,3%
BNP 1.125 04/17/29	4,3%
JPM 1.812 06/12/29	4,3%
INTNED 4 1/2 05/23/29	4,2%
HSBC 0.641 09/24/29	4,2%
MS 4.656 03/02/29	4,1%
ENELIM 3.875 03/09/29	4,1%
SGOFP 3.5 01/18/29	4,1%
ALPHA 6.75 02/13/29	4,0%
BAYNGR 0.375 01/12/29	4,0%
GLENLN 1.125 03/10/28	3,8%
VW 3 7/8 10/11/28	3,8%
T 1.6 05/19/28	2,5%
BBVASM 0.875 01/14/29	2,5%
MQGAU 0.35 03/03/28	2,3%

Allocation by Country 98,9%

Greece	32,3%
Germany	12,1%
United States	10,9%
Netherlands	9,9%
Cyprus	8,8%
France	8,3%
United Kingdom	4,5%
Spain	4,1%
Ireland	3,8%
Other	4,2%

Allocation by Sector 98,9%

Financials	69,8%
Utilities	9,0%
Materials	8,1%
Health Care	4,0%
Consumer Discretionary	3,8%
Communications	2,5%
Consumer Staples	1,6%
Energy	0,2%

* Unitholders of the Distribution (“D”) share class will be paid cash on an annual basis. For the period October 2025 - October 2026, the cash payment rate is expected to be 2.6%.



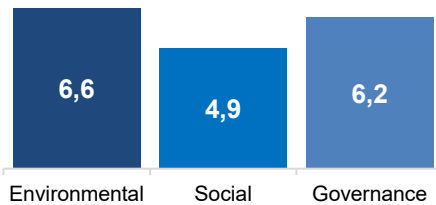
MSCI ESG Fund Rating



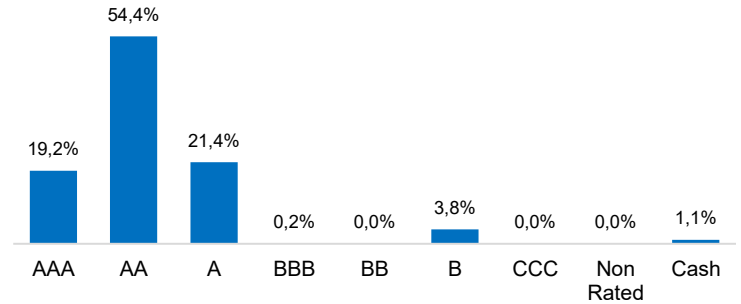
MSCI ESG Quality Score 7,6

MSCI ESG % Coverage 98,9%

ESG Scores per Pillar



ESG Rating Breakdown



ESG Glossary

MSCI ESG Fund Rating: The MSCI ESG Rating for funds is designed to measure the resiliency of portfolios to long-term ESG risks and opportunities. The ESG Rating is calculated as a direct mapping of ESG Quality Scores to letter rating categories.

MSCI ESG Quality Score: The MSCI ESG Quality Score (0 - 10) for funds is calculated as the weighted average of the ESG scores of fund holdings.

MSCI ESG % Coverage: Percent by weight of a fund's holdings that have ESG Data.

Environmental Score: A fund's Environmental Score measures holdings' management of and exposure to key environmental risks and opportunities.

Social Score: A fund's Social Score measures holdings' management of and exposure to key social risks and opportunities.

Governance Score: A fund's Governance Score measures holdings' management of and exposure to key governance risks and opportunities.

Certain information contained herein (the "Information") is sourced from/copyright of MSCI Inc., MSCI ESG Research LLC, or their affiliates ("MSCI"), or information providers (together the "MSCI Parties") and may have been used to calculate scores, signals, or other indicators. The Information is for internal use only and may not be reproduced or disseminated in whole or part without prior written permission. The Information may not be used for, nor does it constitute, an offer to buy or sell, or a promotion or recommendation of, any security, financial instrument or product, trading strategy, or index, nor should it be taken as an indication or guarantee of any future performance. Some funds may be based on or linked to MSCI indexes, and MSCI may be compensated based on the fund's assets under management or other measures. MSCI has established an information barrier between index research and certain Information. None of the Information in and of itself can be used to determine which securities to buy or sell or when to buy or sell them. The Information is provided "as is" and the user assumes the entire risk of any use it may make or permit to be made of the Information. No MSCI Party warrants or guarantees the originality, accuracy and/or completeness of the Information and each expressly disclaims all express or implied warranties. No MSCI Party shall have any liability for any errors or omissions in connection with any Information herein, or any liability for any direct, indirect, special, punitive, consequential or any other damages (including lost profits) even if notified of the possibility of such damages.

This is a marketing material. Please refer to the Fund's Prospectus and Key Information Document before making any final investment decision.

Licence Number: HCMC Decision 474/28.07.2023

ALPHA ASSET MANAGEMENT M.F.M.C. | 45 Panepistimiou Street (3rd floor), Athens, GR-10564
Tel.: +30 210 326 6505 | E-mail: info@alphaasset.gr | General Commercial Registry (GEMI) No.: 920101000

UCITS DO NOT HAVE A GUARANTEED RETURN AND PREVIOUS PERFORMANCE DOES NOT GUARANTEE FUTURE RETURNS