

Investment Objective and Policy

The Fund's investment objective is to track the performance, either positive or negative, of the FTSE®/Athex Large Cap Index by mirror matching the composition of the index. The FTSE®/Athex Large Cap Index consists of the 25 largest, in terms of market capitalization, companies listed on the Athens Exchange.

In order to achieve its objective, the Fund invests at least 95% of its assets in equities included in the Index and in derivative instruments with underlying asset: (a) the Index, (b) equities included in the Index, (c) other indices with high correlation with the Index.

The Fund is admitted to trading in the Athens Exchange, providing a flexible and low cost way to gain a diversified exposure in the Greek equity market.

Benchmark: FTSE®/Athex Large Cap Index

Fund Information

Domicile	Greece
Fund Type	UCITS ETF
Category	Equity
SFDR Classification	Article 6
Inception Date	24.01.2008
Base Currency	Euro
Total AUM	40,76 million €
Custodian	Alpha Bank S.A.
ISIN Code	GRF000153004
Bloomberg Ticker	AETF GA
Fiscal Year End	30 June
Valuation Frequency	Daily
Redemption Settlement	2 business days
Creation / Redemption Unit	5.000 Units
Trading Unit	1 Unit
NAV per share	41,9537 €

Risk Profile

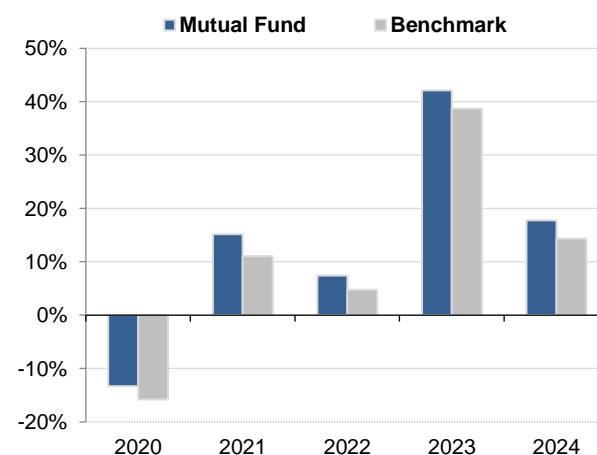
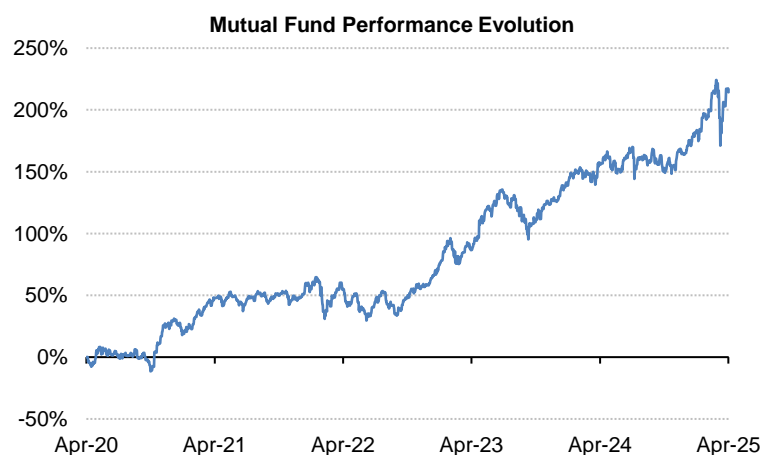

Summary Risk Indicator (SRI)

Fees / Charges

Management Fee	0,275%
Custodian Fee	0,10%
Unit Creation Charge	0,10%
Unit Redemption Charge	0,20%

Performance (%)

In Euro	Cumulative Returns				Annual Returns				
	YTD	1 Year	3 Years	5 Years	2020	2021	2022	2023	2024
Mutual Fund	17,60%	22,90%	102,75%	214,38%	-13,30%	15,15%	7,39%	42,11%	17,77%
Benchmark	17,60%	19,53%	87,74%	175,30%	-15,81%	11,07%	4,78%	38,70%	14,34%

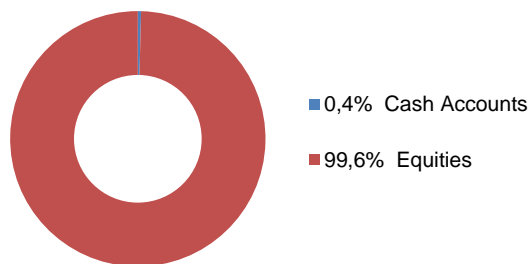


Fund historical returns are calculated based on the net asset value, with reinvestment of all distributable income (capital returns).

FTSE®/Athex Large Cap Index is a price return index, i.e. its performance considers only the price movements of the constituents that make up the index and does not include dividends or other income paid by its constituents.



Portfolio Structure



Allocation by Currency	100,0%
EUR	100,0%

Top 20 Equity Holdings

COCA-COLA HBC AG-DI	11,5%
NATIONAL BANK OF GREECE	10,2%
EUROBANK ERGASIAS SERVICES	9,6%
PIRAEUS FINANCIAL HOLDINGS	9,5%
METLEN ENERGY & METALS SA	8,9%
ALPHA SERVICES AND HOLDINGS	8,4%
OPAP SA	7,1%
HELLENIC TELECOM. ORGANIZATIC	5,9%
JUMBO SA	5,8%
PUBLIC POWER CORPORATION	5,2%
TITAN CEMENT INTERNATIONAL	3,2%
MOTOR OIL SA	2,6%
GEK TERNA SA	2,3%
OPTIMA BANK SA	1,8%
HELLENIQ ENERGY HOLDINGS SA	1,3%
LAMDA DEVELOPMENT SA	1,1%
CENERGY HOLDINGS SA	1,0%
ATHENS INTERNATIONAL AIRPORT	1,0%
AEGEAN AIRLINES	0,9%
SARANTIS SA	0,6%

Equity Allocation by Sector **99,6%**

Banks	39,6%
Food, Beverage and Tobacco	11,5%
Industrial Goods and Services	10,9%
Travel and Leisure	8,0%
Construction and Materials	6,2%
Telecommunications	5,9%
Consumer Products and Services	5,8%
Utilities	5,6%
Energy	3,9%
Real Estate	1,1%
Basic Resources	0,7%
Personal Care, Drug and Grocery Stor	0,6%



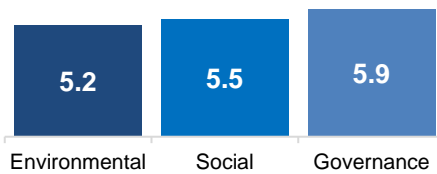
MSCI ESG Fund Rating



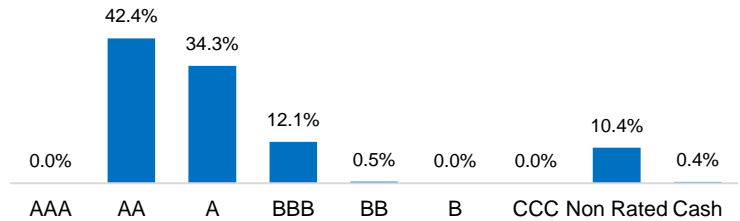
MSCI ESG Quality Score 7,1

MSCI ESG % Coverage 89,3%

ESG Scores per Pillar



ESG Rating Breakdown



ESG Glossary

MSCI ESG Fund Rating: The MSCI ESG Rating for funds is designed to measure the resiliency of portfolios to long-term ESG risks and opportunities. The ESG Rating is calculated as a direct mapping of ESG Quality Scores to letter rating categories.

MSCI ESG Quality Score: The MSCI ESG Quality Score (0 - 10) for funds is calculated as the weighted average of the ESG scores of fund holdings.

MSCI ESG % Coverage: Percent by weight of a fund's holdings that have ESG Data.

Environmental Score: A fund's Environmental Score measures holdings' management of and exposure to key environmental risks and opportunities.

Social Score: A fund's Social Score measures holdings' management of and exposure to key social risks and opportunities.

Governance Score: A fund's Governance Score measures holdings' management of and exposure to key governance risks and opportunities.

Certain information contained herein (the "Information") is sourced from/copyright of MSCI Inc., MSCI ESG Research LLC, or their affiliates ("MSCI"), or information providers (together the "MSCI Parties") and may have been used to calculate scores, signals, or other indicators. The Information is for internal use only and may not be reproduced or disseminated in whole or part without prior written permission. The Information may not be used for, nor does it constitute, an offer to buy or sell, or a promotion or recommendation of, any security, financial instrument or product, trading strategy, or index, nor should it be taken as an indication or guarantee of any future performance. Some funds may be based on or linked to MSCI indexes, and MSCI may be compensated based on the fund's assets under management or other measures. MSCI has established an information barrier between index research and certain Information. None of the Information in and of itself can be used to determine which securities to buy or sell or when to buy or sell them. The Information is provided "as is" and the user assumes the entire risk of any use it may make or permit to be made of the Information. No MSCI Party warrants or guarantees the originality, accuracy and/or completeness of the Information and each expressly disclaims all express or implied warranties. No MSCI Party shall have any liability for any errors or omissions in connection with any Information herein, or any liability for any direct, indirect, special, punitive, consequential or any other damages (including lost profits) even if notified of the possibility of such damages.

"FTSE®", "FT-SE®" and "Footsie®" are trademarks owned by London Stock Exchange Group and used by FTSE International Limited ("FTSE") under licence. The FTSE®/Athex Large Cap Index is calculated by the Athens Stock Exchange S.A. ("Athex"). FTSE and Athex do not sponsor, endorse or promote this product, are not affiliated in any way with it and take no responsibility in relation to it.

This is a marketing material. Please refer to the Fund's Prospectus and Key Information Document before making any final investment decision.

Licence Number: HCMC Decision 789/13.12.2007 (Gov. Gazette 2474/B/31.12.07)

ALPHA ASSET MANAGEMENT M.F.M.C. | 45 Panepistimiou Street (3rd floor), Athens, GR-10564
Tel.: +30 210 326 6505 | E-mail: info@alphaasset.gr | General Commercial Registry (GEMI) No.: 920101000